Treasurer's Monthly INVESTMENT REPORT

December 2011

From the Office of
SHARI L. FREIDENRICH, CPA, CCMT, CPFA, CPFIM
Orange County Treasurer

COUNTY OF ORANGE

TREASURER'S INVESTMENT REPORT
For December 31, 2011

Table of Contents

I.	**Memo to Board of Supervisors**	1
II.	**Investment Pool Summary, Statistics and Charts**	3
III.	**Investment Objectives** - *Safety - Investment Type/Credit Quality/Issuer Concentration/Issuer List/S&P Rating* - *Liquidity - Maturities Distribution* - *Yield - Interest Rate Yield*	6
IV.	**Cash Availability Projection per California Government Code Section 53646(b)(3)**	16
V.	**Statement of Accountability**	17
VI.	**Investment Policy Compliance Summary** - *Investment Policy Compliance Summary* - *Noncompliance Detail*	18
VII.	**Portfolio Investment Inventory with Market Values** - *Extended Fund, County and Educational Money Market Funds* - *John Wayne Airport Investment Pool/Non-pooled Investments* - *Investments with Trustees - CEO/Public Finance* - *Investments with Trustees - John Wayne Airport*	20
VIII.	**Detailed Transaction Reports** - *Transaction Report by Fund for all Funds* - *Money Market Mutual Fund Transactions*	52
IX.	**Distribution List**	98

OFFICE OF THE TREASURER-TAX COLLECTOR
SHARI L. FREIDENRICH, CPA, CCMT, CPFA, CPFIM

INTERDEPARTMENTAL COMMUNICATION

Date: January 18, 2012

To: Supervisor John Moorlach, Chair
Supervisor Shawn Nelson, Vice-Chair
Supervisor Patricia Bates
Supervisor Bill Campbell
Supervisor Janet Nguyen

From: Shari L. Freidenrich, CPA, CCMT, CPFA, CPFIM

Subject: Treasurer's Investment Report for the Month Ended December 31, 2011

Attached, please find the Treasurer's Investment Report for the County of Orange for the month ended December 31, 2011. This report is provided in compliance with California Government Code Sections 53607, 53646, and 27134 and the County's Investment Policy Statement (IPS). We have included some charts and other data for your information. This report is also publicly available on our website at http://bos.ocgov.com/ocinvestments.

INVESTMENT POOL COMPOSITION

The investments contained within this report are as of December 31, 2011. The Investment Pool Statistics summary shows the total investments responsibility of the Treasurer as delegated by the Board of Supervisors: the Orange County Investment Pool which includes the Voluntary participants' funds, the Orange County Educational Investment Pool, the John Wayne Airport Investment Pool and various other small non-Pooled investments funds. The Board of Supervisors approved the 2012 Investment Policy Statement (IPS) in their regular meeting of January 10, 2012. The 2012 IPS includes extensive formatting changes to closely match the Association of Public Treasurers of the United States and Canada model investment policy structure and elements. The 2012 IPS includes modifications to reflect changes in California Government Code, and a number of changes to provide increased safety and diversity for pool participants. The IPS also added a new process for approving new voluntary pool participants in an expedited manner. The updated IPS, which now includes a Glossary section, can be found at http://bos.ocgov.com/ocinvestments.

In December, the Treasurer requested that the Board of Supervisors approve a "Temporary Transfer Agreement" for FY 2011/12 and FY 2012/13 based on California Constitution Article XVI, Section 6. This program requires the Treasurer to make temporary transfers of monies to School Districts and Community College Districts from the Orange County Educational Money Market Fund. The Board approved this request on December 13, 2011. This program provides for liquidity at a low cost for Districts whose cash flows have been impacted by State deferrals and other State budget actions.

The Investment Policy requires investment of public funds in a manner which will, in order of priority, maintain safety of principal while meeting fund participants' daily cash flow needs, achieve a market rate yield, and attempt to stabilize the Net Asset Value at $1.00, for the Money Market Funds, while conforming to all applicable State statutes and Board actions regarding public funds investment. The County Treasurer established three Money Market Pools, the Orange County Money Market Pool, the John Wayne Airport Investment Pool and the Educational Money Market Pool, which all are invested primarily in cash-equivalent securities and provide liquidity for immediate cash needs. The County Treasurer also

established the Extended Fund which is for cash requirements between one and five years. The Orange County Investment Pool is comprised of the Orange County Money Market Fund and portions of the Extended Fund. The Educational Investment Pool is comprised of the Educational Money Market Fund and portions of the Extended Fund. Standard & Poors, in November 2011, reaffirmed their highest rating of AAAm on the County and the Educational Money Market Funds.

The maximum maturity of investments for the Orange and Educational Money Market Funds is 13 months, with a maximum weighted average maturity (WAM) of 60 days and they have a current WAM of 59 and 58 respectively. The maximum maturity of the Extended Fund is 5 years, with duration not to exceed the Merrill Lynch 1-3 Year index +25% (2.35). The duration is currently at 1.43. The investments in all of the Pools are marked to market daily to determine the value of the Pools. To further maintain safety, adherence to an investment strategy of only purchasing top-rated securities and diversification of instrument types and maturities is required.

ECONOMIC UPDATE

U.S. economic data released in the last few months have shown improvement in the U.S. economy. Monthly payroll figures, although not robust, have been positive for a year. This has helped the unemployment rate drop to 8.5%. However, investors continue to be uneasy about the economy in Europe and there continues to be a "flight to safety" keeping U.S. Treasury yields at record lows. The 2-year U.S. Treasury yield fluctuated between 0.22% and 0.29% during the month. The 90 day T-bill yield was around 0.01% and the rate on two year Treasuries stood at 0.24% at the end of the month.

INVESTMENT INTEREST YIELDS AND FORECAST

Our current gross interest yield year-to-date for 2011/2012 is .55% for the Orange County Investment Pool and .54% for the Orange County Educational Investment Pool. These yields have dropped in December primarily due to the receipt of over $2.4 billion in secured property taxes in November and December which were deposited and invested short-term. Over 70% of these taxes were then paid out in December to the County agencies and school districts. There is no change in our forecasted yield for fiscal year 2011/2012, we are still estimating an average gross interest yield of 0.40%.

APPORTIONMENT OF COMMINGLED POOL INTEREST EARNINGS

Each month, the County Treasurer apportions the accrued interest earnings to each pool participant. As of the first business day of the following month accrued but unpaid interest earnings are added to pool participants' average balances in determining a participant's relative share of the pool's monthly earnings. The actual cash distribution will generally be paid in the month following. The December 2011 interest apportionments are expected to be paid by February 29, 2012. The current estimated administrative fee rate is expected to drop below nine basis points for the remainder of this year from ten basis points.

COMPLIANCE SUMMARY

The investment portfolios had no compliance exceptions for the month of December 2011.

CREDIT UPDATE

The County Treasurer removed one issuer from the approved list in December when the company was placed on credit watch negative.

I certify that this report includes all pool and non-pooled investments as of December 31, 2011 and is in conformity with all State laws and the IPS approved by the Board of Supervisors on September 13, 2011. The investments herein shown provide adequate liquidity to meet the next six months of projected cash flow requirements. I am available if you have any questions on this Investment Report at (714) 834-7625.

Enclosures
cc: Distribution List

ORANGE COUNTY TREASURER-TAX COLLECTOR

SUMMARY OF INVESTMENT DATA

INVESTMENT TRENDS

	DECEMBER 2011	NOVEMBER 2011	INCREASE (DECREASE)	NET CHANGE %	DECEMBER 2010	CHANGE	NET CHANGE %
Orange County Investment Pool							
End Of Month Market Value	$ 3,498,698,635	$ 3,593,168,671	$ (94,470,036)	-2.70%	$ 3,554,036,828	$ (55,338,193)	-1.58%
End Of Month Book Value	$ 3,483,346,247	$ 3,587,525,860	$ (104,179,613)	-2.99%	$ 3,552,215,125	$ (68,868,878)	-1.98%
Monthly Average Balance *	$ 3,933,646,202	$ 3,285,041,172	$ 648,605,030	16.49%	$ 3,994,040,079	$ (60,393,877)	-1.54%
Year-To-Date Average Balance	$ 3,228,548,783	$ 3,087,529,299	$ 141,019,484	4.37%	$ 3,180,565,072	$ 47,983,711	1.49%
Monthly Accrued Earnings	$ 1,430,442	$ 1,502,066	$ (71,624)	-5.01%	$ 1,643,435	$ (212,993)	-14.89%
Monthly Net Yield *	0.35%	0.45%	-0.10%	-28.21%	0.38%	-0.03%	-8.83%
Annual Budgeted Gross Yield **	0.75%	0.75%	0.00%	0.00%	1.10%	-0.35%	-46.67%
Weighted Average Maturity	280	286	(6)	-2.1%	357	(77)	-27.5%
Orange County Educational Investment Pool							
End Of Month Market Value *	$ 3,449,632,576	$ 2,649,364,840	$ 800,267,736	23.20%	$ 3,668,305,267	$ (218,672,691)	-6.34%
End Of Month Book Value *	$ 3,444,398,576	$ 2,644,632,071	$ 799,766,505	23.22%	$ 3,666,168,137	$ (221,769,561)	-6.44%
Monthly Average Balance *	$ 3,001,297,966	$ 2,720,151,746	$ 281,146,220	9.37%	$ 3,067,888,033	$ (66,590,067)	-2.22%
Year-To-Date Average Balance	$ 2,925,097,754	$ 2,909,857,712	$ 15,240,042	0.52%	$ 2,758,093,579	$ 167,004,176	5.71%
Monthly Accrued Earnings	$ 1,265,586	$ 1,346,801	$ (81,216)	-6.42%	$ 1,335,108	$ (69,522)	-5.49%
Monthly Net Yield *	0.42%	0.50%	-0.08%	-18.76%	0.41%	0.01%	1.90%
Annual Budgeted Gross Yield **	0.75%	0.75%	0.00%	0.00%	1.10%	-0.35%	-46.67%
Weighted Average Maturity *	242	316	(74)	-30.6%	288	(46)	-19.0%

* In December, the Orange County Investment Pool and Orange County Educational Investment Pool gross monthly yields dropped 0.10% and 0.08%, respectively. This was primarily due to a temporary increase in fund balances from incoming secured property tax receipts that were deposited and only invested short-term at interest rate levels less than .05%. Over 70% of these funds were then paid out to the County agencies and school districts near the end of the month. As a consequence, the yield on the County and Schools Money Market portion of the funds dropped to .12% and .19%, respectively, reducing the overall investment pool yields. Also, because of the possible need to fund "Transfer Agreements", to Educational Districts, the $800 million increase in the Educational Fund was invested in short maturities causing the overall weighted

** Forecasted Annual Gross Yield has been adjusted to .40%

ORANGE COUNTY TREASURER-TAX COLLECTOR

INVESTMENT POOL STATISTICS

FOR THE MONTH AND QUARTER ENDED: DECEMBER 31, 2011

INVESTMENT STATISTICS - By Investment Pool***

DESCRIPTION	CURRENT BALANCES		Average Days to Maturity	Daily Yield as of 12/31/11	MONTHLY Gross Yield	QUARTER Average Gross Yield	Current NAV
COMBINED POOL BALANCES (includes the Extended Fund)							
Orange County Investment Pool	MARKET Value	$ 3,489,698,635	280	0.46%			1.00
	COST (Capital)	$ 3,486,676,366			0.43%		
	MONTHLY AVG Balance	$ 3,933,646,202				0.52%	
	QUARTERLY AVG Balance	$ 3,402,121,750					
	BOOK Value	$ 3,483,346,247					
Orange County Educational Investment Pool	MARKET Value	$ 3,449,632,576	242	0.48%			1.00
	COST (Capital)	$ 3,447,486,370			0.50%		
	MONTHLY AVG Balance	$ 3,001,297,966				0.54%	
	QUARTERLY AVG Balance	$ 2,891,595,493					
	BOOK Value	$ 3,444,398,576					

INVESTMENT STATISTICS - Non Pooled Investments **

DESCRIPTION	CURRENT BALANCE		BOOK BALANCE BY INVESTMENT TYPE	
Specific Investment Funds:	MARKET Value	$ 57,010,556	Money Market Mutual Funds	$ 6,074,992
112, 283, 494, 497, 505, 510, 514, 15B	COST (Capital)	$ 57,094,055	Repurchase Agreement	1,081,500
	MONTHLY AVG Balance	$ 57,084,292	John Wayne Airport Investment Pool	49,817,467
	QUARTERLY AVG Balance	$ 57,046,925	GNMA Mortgage-Backed Security	120,095
				$ 57,094,055

MONTH END TOTALS

INVESTMENTS & CASH		FUND ACCOUNTING & SPECIFIC INVESTMENTS	
County Money Market Fund	$ 1,844,035,911		
County Cash	43,527,927	County Funds	$ 3,530,204,294
Educational Money Market Fund	2,097,486,370	Educational Funds	3,447,490,104
Extended Fund	2,992,640,455	Specific Investment Funds	57,094,055
Educational Cash	3,733		
Non Pooled Investments @ Cost	57,094,055		
	$ 7,034,788,452		$ 7,034,788,452

KEY POOL STATISTICS

INTEREST RATE YIELD		WEIGHTED AVERAGE MATURITY (WAM)	
COUNTY MONEY MARKET FUND - MONTHLY GROSS YIELD	0.12%	COUNTY MONEY MARKET FUND	59
EDUCATIONAL MONEY MARKET FUND - MONTHLY GROSS YIELD	0.19%	EDUCATIONAL MONEY MARKET FUND	58
JOHN WAYNE AIRPORT - MONTHLY GROSS YIELD	0.19%	JOHN WAYNE AIRPORT WAM	48
COUNTY INVESTMENT POOL - YTD NET YIELD****	0.46%	LGIP WAM (Standard & Poors)	42
EDUCATIONAL INVESTMENT POOL - YTD NET YIELD****	0.45%	I-MONEY NET PRIME MMF WAM	36
I-MONEY NET PRIME MONEY MARKET FUND - DECEMBER AVERAGE NET YIELD	0.05%		
90-DAY T-BILL YIELD DECEMBER AVERAGE	0.002%		

ORANGE COUNTY TREASURER-TAX COLLECTOR

INVESTMENT POOL STATISTICS

FOR THE MONTH AND QUARTER ENDED: DECEMBER 31, 2011

INVESTMENT STATISTICS - By Investment Fund*

DESCRIPTION	CURRENT BALANCES		Average Days to Maturity	Daily Yield as of 12/31/11	MONTHLY Gross Yield	QUARTER Average Gross Yield	Current NAV
County Money Market Fund	MARKET Value	$ 1,843,592,007	59	0.16%			1.00
	COST (Capital)	$ 1,844,035,911			0.12%		
	MONTHLY AVG Balance	$ 2,294,463,112				0.17%	
	QUARTERLY AVG Balance	$ 1,763,634,669					
	BOOK Value	$ 1,843,380,970					
Educational Money Market Fund	MARKET Value	$ 2,096,783,911	58	0.15%			1.00
	COST (Capital)	$ 2,097,486,370			0.19%		
	MONTHLY AVG Balance	$ 1,651,297,966				0.24%	
	QUARTERLY AVG Balance	$ 1,541,595,493					
	BOOK Value	$ 2,096,597,165					
Extended Fund	MARKET Value	$ 2,998,955,293	528	0.88%			1.00
	COST (Capital)	$ 2,992,640,455			0.87%		
	MONTHLY AVG Balance	$ 2,989,183,089				0.88%	
	QUARTERLY AVG Balance	$ 2,988,487,081					
	BOOK Value	$ 2,987,766,689					

ALLOCATION OF EXTENDED FUND

Extended Fund							
County Share	MARKET Value	$ 1,646,106,628	528	0.88%			1.00
	COST (Capital)	$ 1,642,640,455			0.87%		
	MONTHLY AVG Balance	$ 1,639,183,089				0.88%	
	QUARTERLY AVG Balance	$ 1,638,487,081					
	BOOK Value	$ 1,639,965,277					
Educational Share	MARKET Value	$ 1,352,848,665	528	0.88%			1.00
	COST (Capital)	$ 1,350,000,000			0.87%		
	MONTHLY AVG Balance	$ 1,350,000,000				0.88%	
	QUARTERLY AVG Balance	$ 1,350,000,000					
	BOOK Value	$ 1,347,801,412					
Duration		1.43					

* Book Value is computed as Cost reduced by amortization of premium and increased by the accretion of discount of the Investment Portfolio. Net Asset Value (NAV) is equal to Market Value divided by Book Value.

** Specific non pooled investments are reported in compliance with Government Code Section 53646 (b)(1). Detailed descriptions are included in the inventory listing in Section VII of this report.

*** The Combined Pool Balances include the County and Educational Money Market Funds and their respective portions of the Extended Fund.

**** This is the OCIP-Net Yield which is a year to date net yield (reduced by Treasury administration fees) as compared to the monthly gross yield above .

ORANGE COUNTY TREASURER - TAX COLLECTOR

BY INVESTMENT TYPE - By Percentage Holdings

December 31, 2011

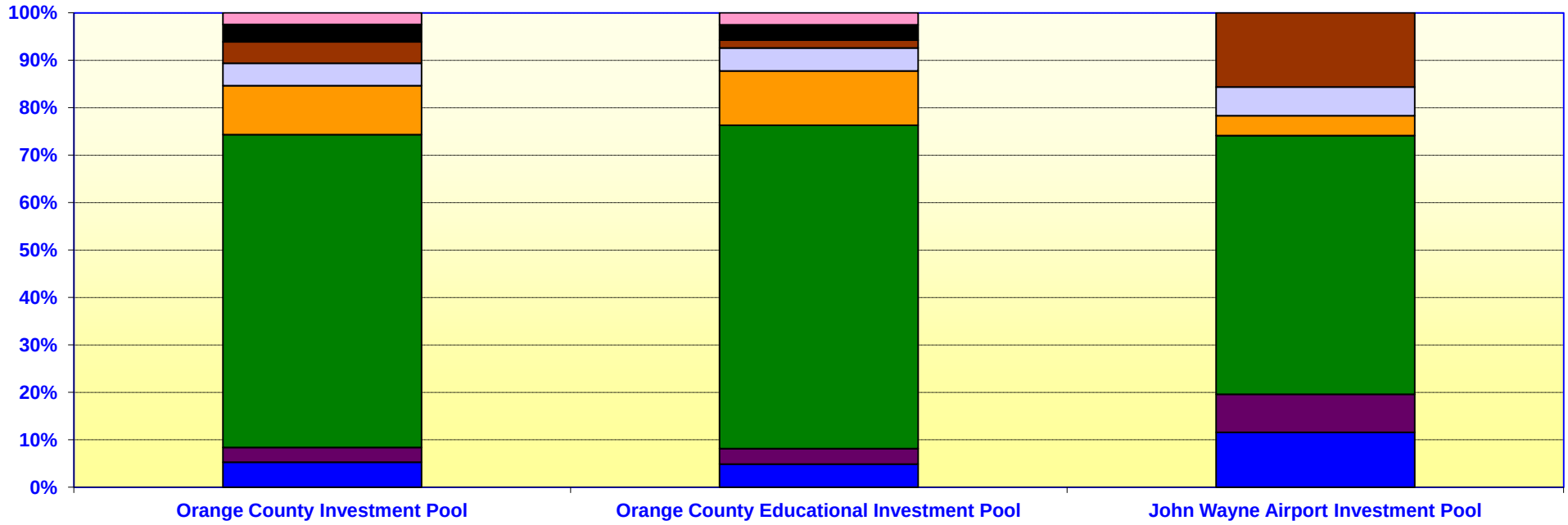

Orange County Investment Pool

	In Thousands	%
CERTIFICATES OF DEPOSIT	$ 184,979	5.30%
COMMERCIAL PAPER	107,816	3.09%
U.S. GOVERNMENT AGENCIES	2,300,327	65.92%
MONEY MARKET FUNDS	361,733	10.36%
MEDIUM - TERM NOTES	163,184	4.68%
MEDIUM - TERM NOTES - FDIC	157,654	4.52%
MUNICIPAL DEBT	128,460	3.68%
U.S. TREASURIES	85,546	2.45%
	$ 3,489,699	100.00%

Orange County Educational Investment Pool

	In Thousands	%
CERTIFICATES OF DEPOSIT	$ 167,571	4.87%
COMMERCIAL PAPER	113,205	3.28%
U.S. GOVERNMENT AGENCIES	2,351,400	68.16%
MONEY MARKET FUNDS	394,462	11.43%
MEDIUM - TERM NOTES	166,979	4.84%
MEDIUM - TERM NOTES - FDIC	57,646	1.67%
MUNICIPAL DEBT	111,288	3.23%
U.S. TREASURIES	87,082	2.52%
	$ 3,449,633	100.00%

John Wayne Airport Investment Pool

	In Thousands	%
CERTIFICATES OF DEPOSIT	$ 5,751	11.56%
COMMERCIAL PAPER	3,998	8.04%
U.S. GOVERNMENT AGENCIES	27,126	54.54%
MONEY MARKET FUNDS	2,070	4.17%
MEDIUM - TERM NOTES	3,015	6.06%
MEDIUM - TERM NOTES - FDIC	7,774	15.63%
MUNICIPAL DEBT	-	0.00%
U.S. TREASURIES	-	0.00%
	$ 49,734	100.00%

Investment Composition Is In Compliance With The Orange County Treasurer's Investment Policy Statement

Calculated Using Market Value at 12/31/2011

ORANGE COUNTY TREASURER - TAX COLLECTOR

CREDIT QUALITY BY MARKET VALUE

December 31, 2011

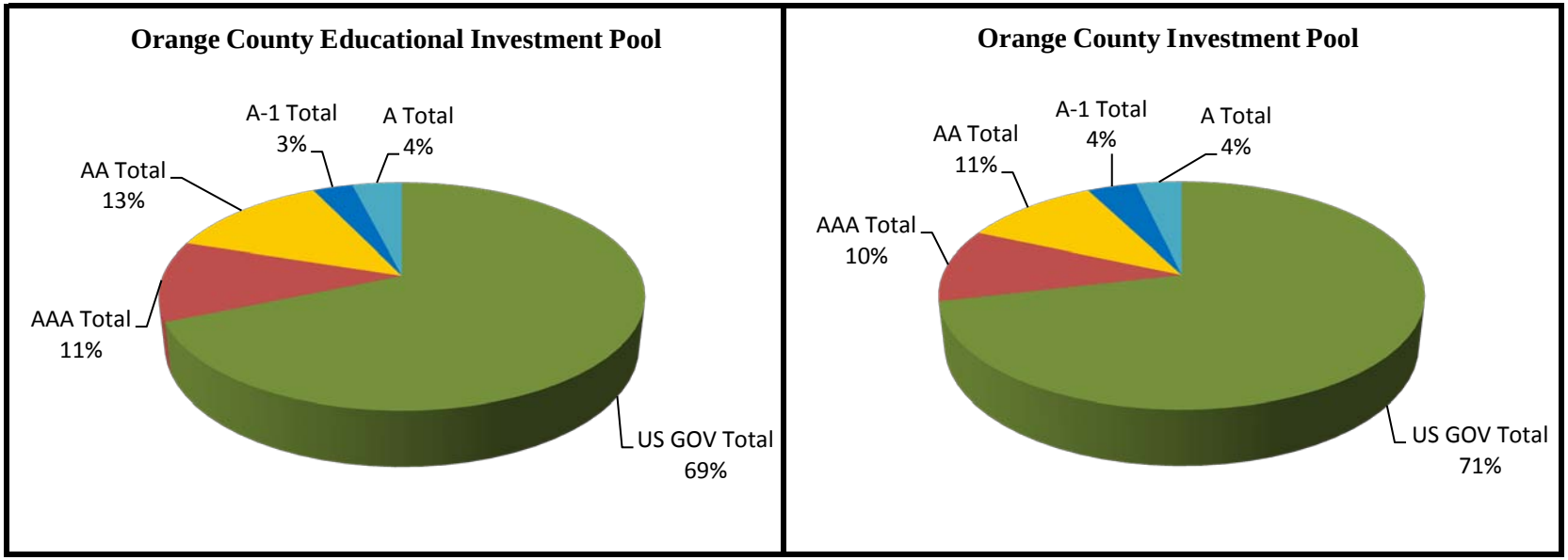

US GOV Includes Agency & Treasury Debt

AA Includes AA+, AA- & AA

A Includes A+,A- & A

A-1 Includes A-1+, F-1+, P-1, A-1 & F-1

ORANGE COUNTY TREASURER - TAX COLLECTOR

CREDIT QUALITY BY MARKET VALUE

December 31, 2011

John Wayne Airport

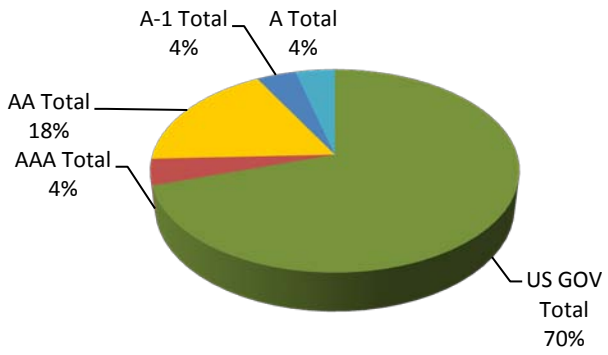

County Money Market Fund

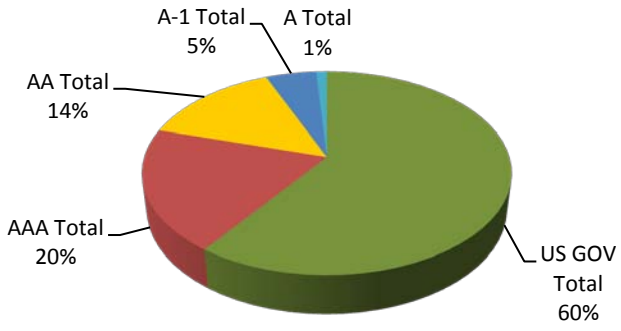

Educational Money Market Fund

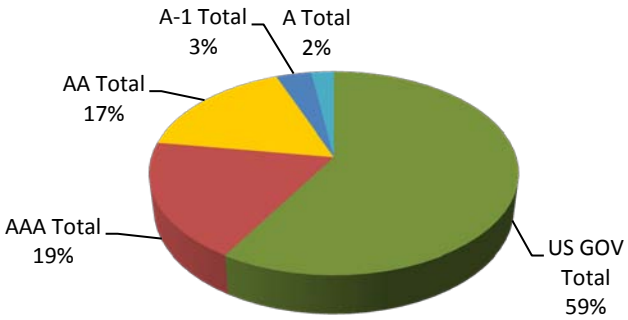

Extended Fund

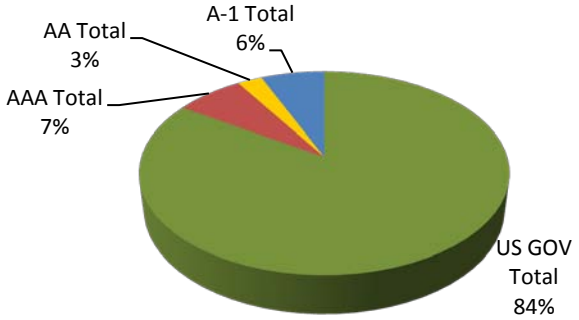

US GOV Includes Agency & Treasury Debt

AA Includes AA+, AA- & AA

A Includes A+,A- & A

A-1 Includes A-1+, F-1+, P-1, A-1 & F-1

ORANGE COUNTY TREASURER - TAX COLLECTOR

ISSUER CONCENTRATION-By Investment Pool

December 31, 2011

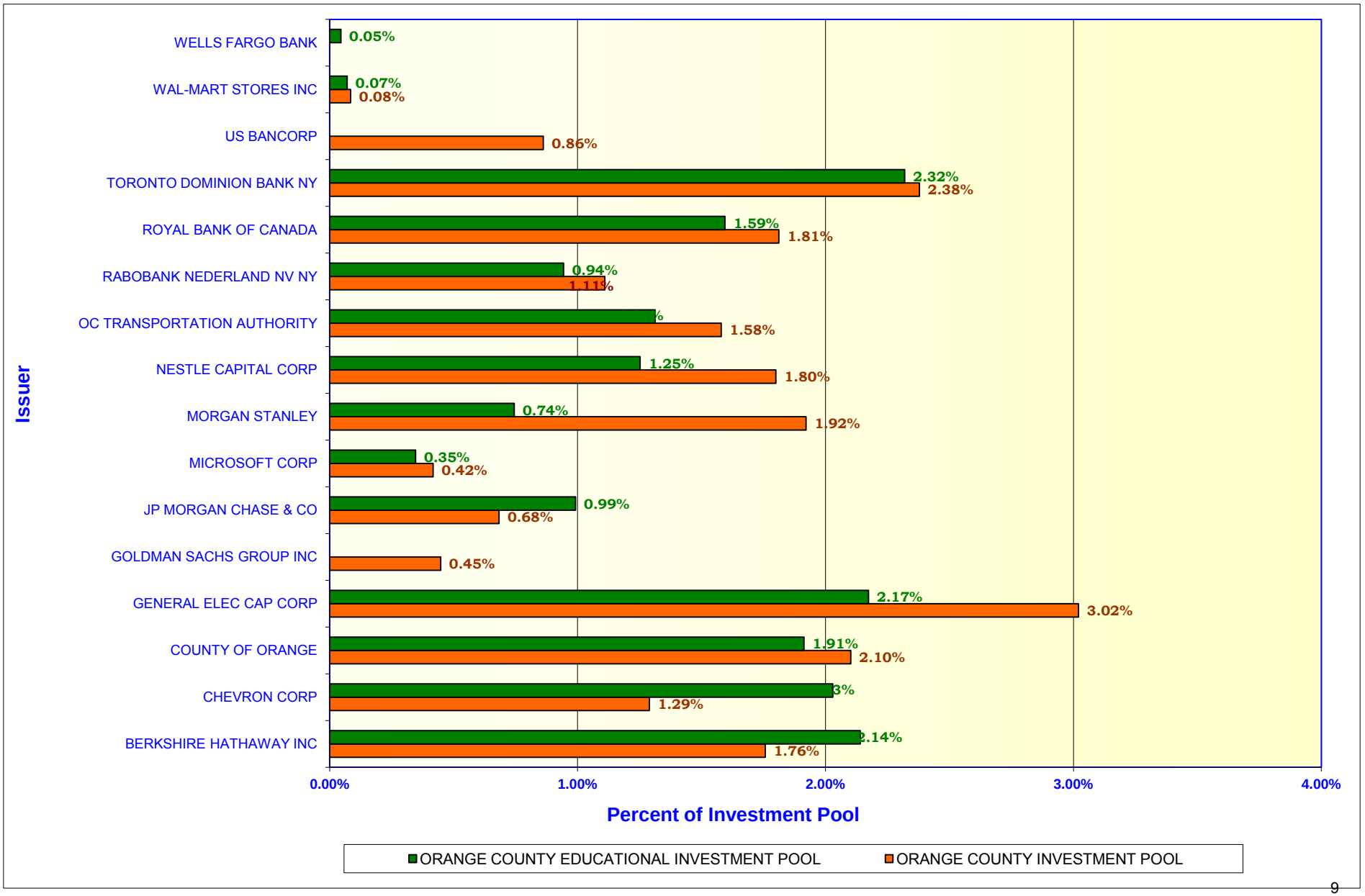

ORANGE COUNTY TREASURER - TAX COLLECTOR

ISSUER CONCENTRATION - JOHN WAYNE AIRPORT INVESTMENT POOL

December 31, 2011

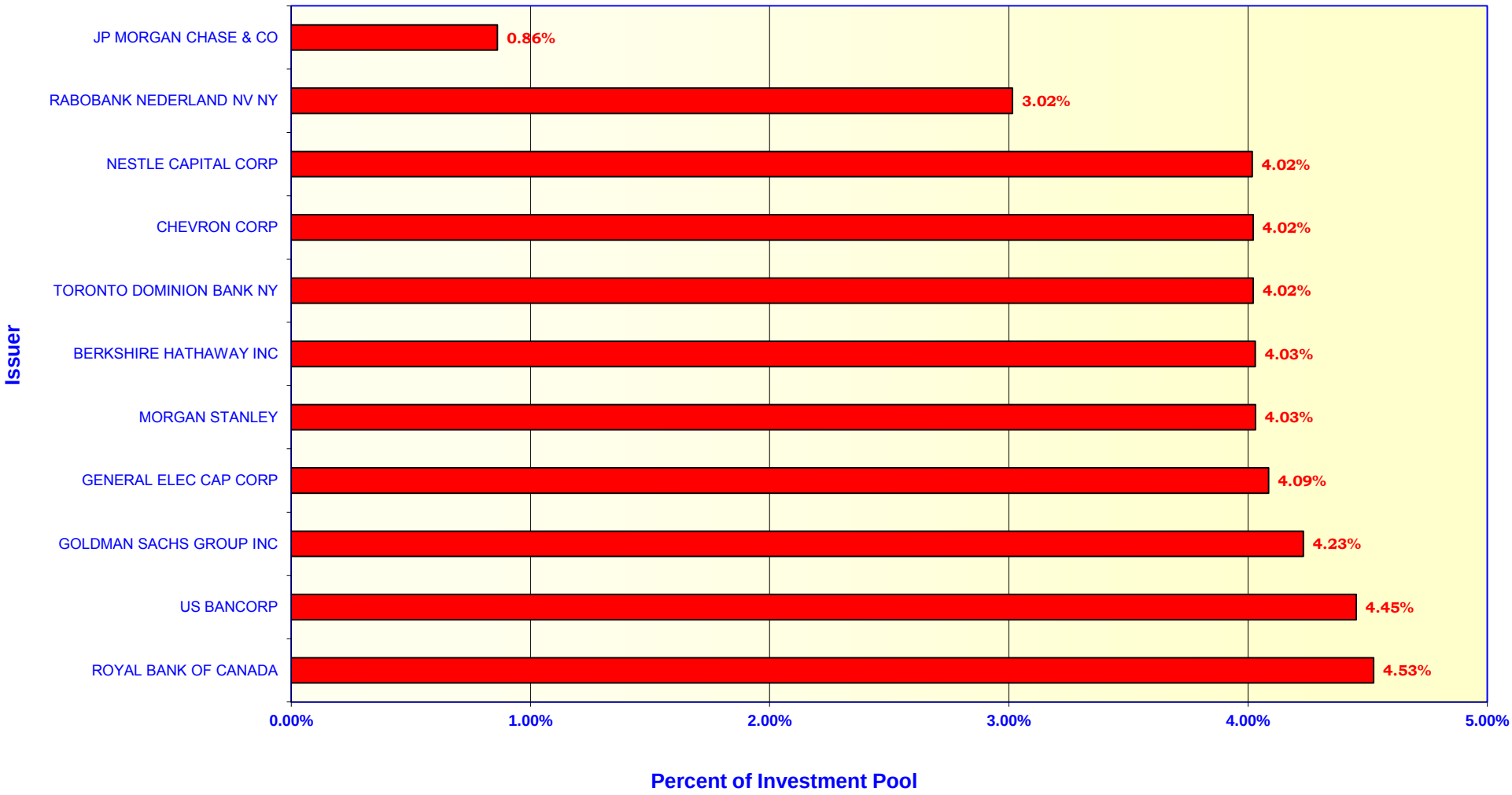

ORANGE COUNTY TREASURER-TAX COLLECTOR
APPROVED ISSUER LIST
December 31, 2011

COMMERCIAL PAPER / MEDIUM TERM NOTES

ISSUER (Shared Structure)	S/T RATINGS			L/T RATINGS		
	S&P	MDY	FI	S&P	MDY	FI
BERKSHIRE HATHAWAY INC	A-1+	P-1	NR	AA+	Aa2	AA-
BERKSHIRE HATHAWAY FINANCE	A-1+	P-1	NR	AA+	Aa2	AA-
CHEVRON CORPORATION	A-1+	P-1	F1+	AA	Aa1	AA
MICROSOFT CORP	NR	P-1	F1+	AAA	Aaa	AA+
NESTLE CAPITAL CORP	A-1+	P-1	F1+	AA	Aa1	AA+
WAL-MART STORES INC	A-1+	P-1	F1+	AA	Aa2	AA

STATE OR NATIONALLY CHARTERED BANKS

BANK	S/T RATING			L/T RATING		
	S&P	MDY	FI	S&P	MDY	FI
ROYAL BANK OF CANADA NY	A-1+	P-1	F1+	AA-	Aa1	AA
TORONTO DOMINION BANK NY	A-1+	P-1	F1+	AA-	Aaa	AA-

FDIC - TLGP

NAME	S/T RATING			L/T RATING		
	S&P	MDY	FI	S&P	MDY	FI
GENERAL ELEC CAP CORP	A-1+	P-1	NR	AA+	Aa2	NR
GOLDMAN SACHS GROUP INC	A-2	P-1	F1	A-	A1	A
HSBC USA INC	A-1	P-1	F1+	A+	A1	AA
JP MORGAN CHASE & CO	A-1	P-1	F1+	A	Aa3	AA-
MORGAN STANLEY	A-2	P-1	F1	A-	A2	A
US BANCORP	A-1	P-1	F1+	A	Aa3	AA-
WELLS FARGO & COMPANY	A-1+	P-1	F1+	AA-	A1*-	AA-

ISSUERS ON HOLD

NAME	S/T RATING			L/T RATING		
	S&P	MDY	FI	S&P	MDY	FI
WELLS FARGO BANK NA	A-1+	P-1	F1+	AA-	Aa3	AA
GENERAL ELECTRIC CO	A-1+	P-1	NR	AA+	Aa2	NR
CHASE BANK USA NA	A-1	P-1	F1+	A+	Aa1	AA
JPMORGAN CHASE BANK	A-1	P-1	F1+	A+	Aa1	AA
RABOBANK NEDERLAND NV NY	A-1+	P-1	F1+	AA *-	Aaa	AA

Orange County Treasurer-Tax Collector
Changes in Approved Issuer's List
For the Month Ended December 31, 2011

During December, there was one change to the Treasurer's Approved Issuer List.

- KFW International was removed due to being placed on credit watch negative.
  - The County has no investments in this issuer.

ORANGE COUNTY TREASURER - TAX COLLECTOR

MATURITIES DISTRIBUTION

December 31, 2011

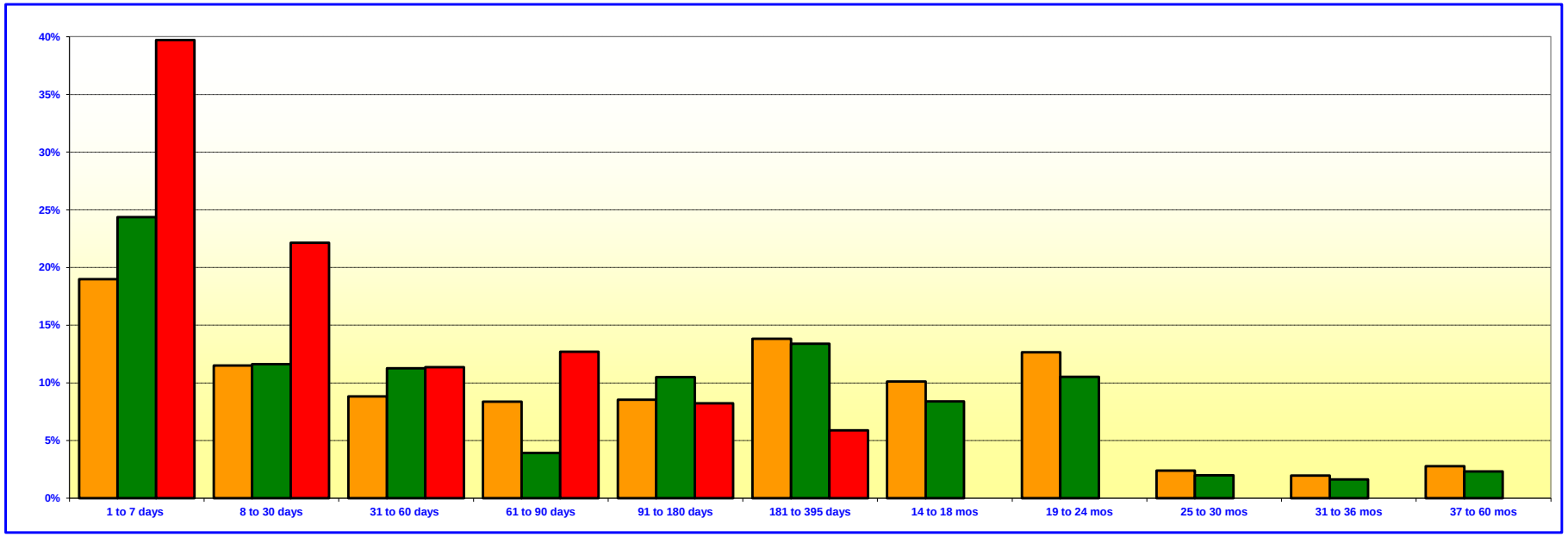

ORANGE COUNTY INVESTMENT POOL

	In Thousands	%
1 TO 7 DAYS	$ 661,032	19.00%
8 TO 30 DAYS	400,276	11.50%
31 TO 60 DAYS	306,982	8.82%
61 TO 90 DAYS	291,809	8.39%
91 TO 180 DAYS	297,245	8.55%
181 TO 395 DAYS	480,739	13.82%
14 TO 18 MONTHS	351,952	10.11%
19 TO 24 MONTHS	440,646	12.66%
25 TO 30 MONTHS	83,160	2.39%
31 TO 36 MONTHS	68,612	1.97%
37 TO 60 MONTHS	97,074	2.79%
TOTAL	$ 3,479,527	######

ORANGE COUNTY EDUCATIONAL INVESTMENT POOL

	In Thousands	%
1 TO 7 DAYS	$ 838,362	24.37%
8 TO 30 DAYS	400,252	11.63%
31 TO 60 DAYS	388,092	11.28%
61 TO 90 DAYS	135,060	3.93%
91 TO 180 DAYS	361,303	10.50%
181 TO 395 DAYS	461,561	13.41%
14 TO 18 MONTHS	289,250	8.40%
19 TO 24 MONTHS	362,144	10.53%
25 TO 30 MONTHS	68,345	1.99%
31 TO 36 MONTHS	56,388	1.64%
37 TO 60 MONTHS	79,780	2.32%
TOTAL	$ 3,440,537	100.00%

JOHN WAYNE AIRPORT INVESTMENT POOL

	In Thousands	%
1 TO 7 DAYS	$ 19,705	39.71%
8 TO 30 DAYS	10,985	22.13%
31 TO 60 DAYS	5,635	11.35%
61 TO 90 DAYS	6,300	12.69%
91 TO 180 DAYS	4,083	8.23%
181 TO 395 DAYS	2,921	5.89%
TOTAL	$ 49,629	100.00%

Maturity Limits Are In Compliance With The Orange County Treasurer's Investment Policy Statement

Floating Rate Notes are deemed to have a maturity date equal to their next interest reset date.

At 12/31/2011, Floating Rate Notes comprise 17.80%, 20.53%, and 43.71% of the Orange County Investment Pool, Orange County Educational Investment Pool, and JWA Investment Pool respectively.

ORANGE COUNTY PORTFOLIOS vs SELECTED MONEY MARKET YIELDS

(INTEREST RATE YIELD)

For The Period December 2001 to December 2011

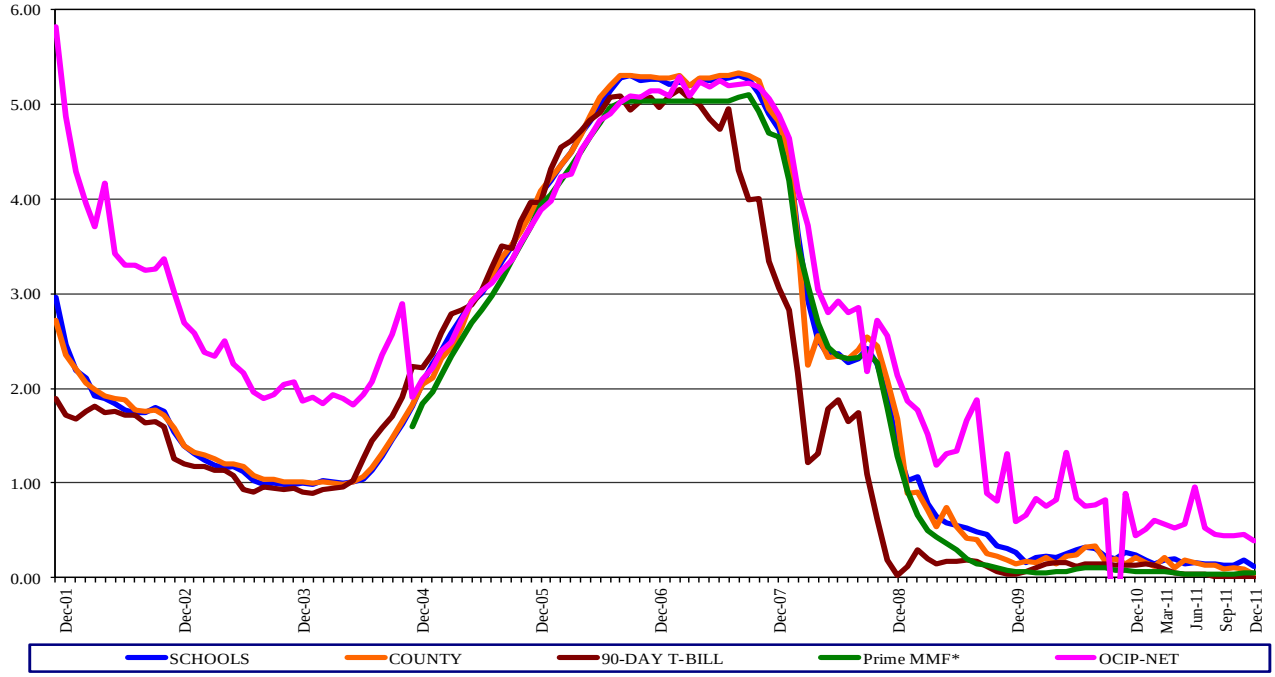

ORANGE COUNTY MONEY MARKET POOLS vs SELECTED AVERAGES

WEIGHTED AVERAGE MATURITY (WAM)

For The Period December 2001 to December 2011

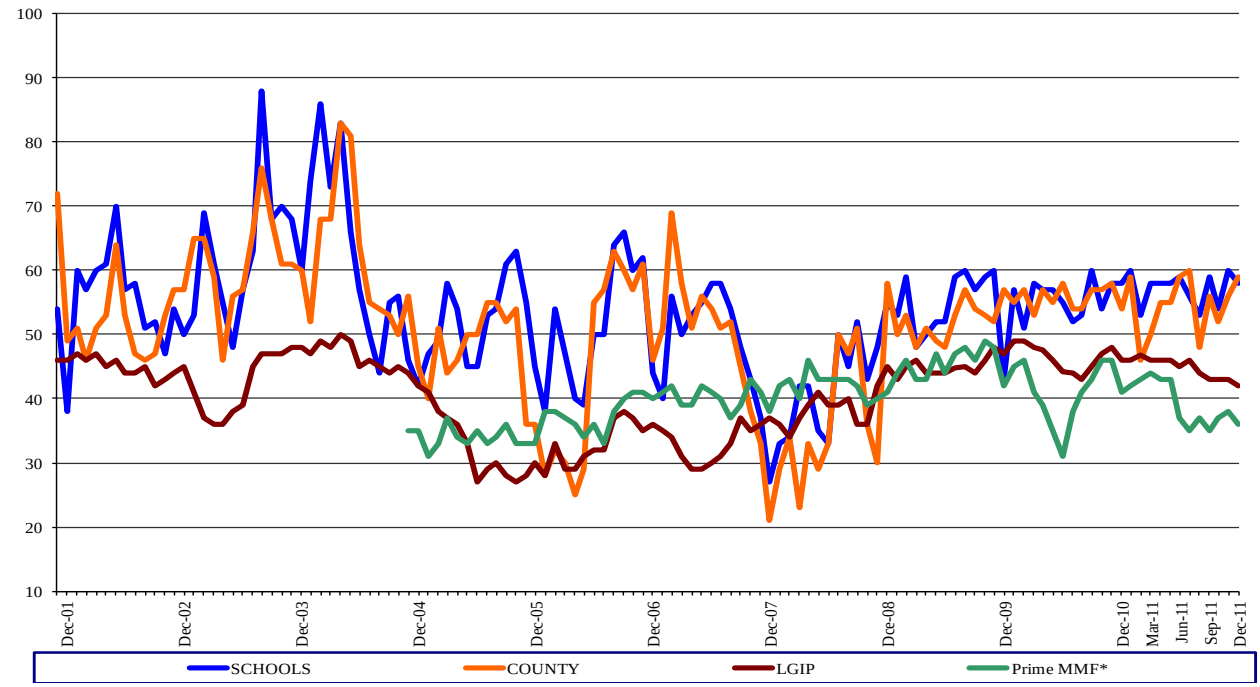

•Prim MMF: Rated Money Fund Report Average-Prime Institutional from I-Money Net

•As of Dec 31, 2011, Prime MMF Yield – 0.05; WAM-36; LGIP WAM -42; 90-Day T-Bill – 0.002; OCIP – Net – 0.39

ORANGE COUNTY TREASURER-TAX COLLECTOR

INVESTMENT POOL YIELDS

January 1, 2011 - December 31, 2011

PERIOD ENDING - MONTH / YEAR	MONTH END MARKET VALUE	EARNINGS FOR MONTH	GROSS AVERAGE YIELD FOR MONTH	MONTH END WAM
Current Month - December 2011				
County Pool - Money Market Fund	$ 1,843,592,007	$ 224,769	0.12%	59
Educational Pool - Money Market Fund	$ 2,096,783,911	$ 272,903	0.19%	58
Extended Fund	$ 2,998,955,293	$ 2,198,356	0.87%	528
November 2011				
County Pool - Money Market Fund	$ 1,955,838,383	$ 262,403	0.19%	56
Educational Pool - Money Market Fund	$ 1,296,945,638	$ 327,269	0.29%	60
Extended Fund	$ 2,989,749,491	$ 2,259,196	0.92%	563
Octocber 2011				
County Pool - Money Market Fund	$ 1,513,583,810	$ 239,620	0.21%	52
Educational Pool - Money Market Fund	$ 1,400,458,868	$ 313,014	0.23%	54
Extended Fund	$ 2,994,884,099	$ 2,199,341	0.87%	537
September 2011				
County Pool - Money Market Fund	$ 1,288,981,027	$ 229,126	0.19%	56
Educational Pool - Money Market Fund	$ 1,705,474,505	$ 306,342	0.23%	59
Extended Fund	$ 2,991,003,008	$ 2,035,827	0.86%	525
August 2011				
County Pool - Money Market Fund	$ 1,571,688,190	$ 268,415	0.23%	48
Educational Pool - Money Market Fund	$ 1,626,604,271	$ 330,393	0.25%	53
Extended Fund	$ 2,894,577,747	$ 2,287,480	0.91%	496
July 2011				
County Pool - Money Market Fund	$ 1,215,261,283	$ 283,741	0.23%	60
Educational Pool - Money Market Fund	$ 1,552,917,241	$ 346,909	0.25%	56
Extended Fund	$ 3,087,390,117	$ 2,549,200	0.97%	559
June 2011				
County Pool - Money Market Fund	$ 1,380,569,718	$ 305,351	0.26%	59
Educational Pool - Money Market Fund	$ 1,637,794,658	$ 391,562	0.26%	59
Extended Fund	$ 3,084,704,556	$ 4,693,709	1.85%	568
May 2011				
County Pool - Money Market Fund	$ 1,496,426,470	$ 386,220	0.29%	55
Educational Pool - Money Market Fund	$ 1,823,593,419	$ 423,526	0.24%	58
Extended Fund	$ 3,083,751,388	$ 2,917,145	1.11%	594
April 2011				
County Pool - Money Market Fund	$ 1,795,762,515	$ 418,804	0.20%	55
Educational Pool - Money Market Fund	$ 2,194,748,538	$ 416,447	0.30%	58
Extended Fund	$ 3,080,792,149	$ 2,787,254	1.10%	593
March 2011				
County Pool - Money Market Fund	$ 1,873,051,091	$ 424,787	0.31%	50
Educational Pool - Money Market Fund	$ 1,537,413,718	$ 407,705	0.29%	58
Extended Fund	$ 3,075,751,344	$ 2,759,814	1.06%	558
February 2011				
County Pool - Money Market Fund	$ 1,575,715,282	$ 247,305	0.21%	46
Educational Pool - Money Market Fund	$ 1,719,901,541	$ 355,932	0.24%	53
Extended Fund	$ 3,069,561,929	$ 2,852,517	1.21%	681
January 2011				
County Pool - Money Market Fund	$ 1,544,179,597	$ 357,642	0.26%	59
Educational Pool - Money Market Fund	$ 2,025,338,400	$ 505,850	0.28%	60
Extended Fund	$ 3,071,182,280	$ 2,587,619	0.99%	660
Fiscal Year July 1, 2011 - June 30, 2012	**Average Market Value Balance**	**Interest Income: YTD**	**YTD Yield**	**YTD Average**
Orange County Investment Pool	$ 3,204,898,900	$ 8,926,627	0.55%	302
Orange County Educational Investment Pool	$ 2,965,882,581	$ 8,007,675	0.54%	276

ORANGE COUNTY TREASURER-TAX COLLECTOR
CASH AVAILABILITY PROJECTION
FOR THE SIX MONTHS ENDING June 30, 2012

Government Code Section 53646 (b) (3), effective on January 1, 1996, requires the Treasurer-Tax Collector to include a statement in the investment report, denoting the ability of the Orange County Investment Pool (OCIP) and the Orange County Educational Investment Pool (OCEIP) to meet their expenditure requirements for the next six months.

The OCIP and OCEIP consist of funds in the treasury deposited by various entities required to do so by statute, as well as those entities voluntarily depositing monies in accordance with Government Code Section 53684.

The Treasurer-Tax Collector is required to disburse monies placed in the treasury as directed by the Auditor-Controller and the Department of Education, except for the making of legal investments, to the extent funds are transferred to one or more clearing funds in accordance with Government Code Section 29808.

The Treasurer-Tax Collector, in his projection of cash availability to disburse funds as directed by the Auditor-Controller and the Department of Education, is relying exclusively on historical activity involving deposits and disbursements and future cash flow projections. No representation is made as to an individual depositor's ability to meet their anticipated expenditures with anticipated revenues.

The Cash Availability Projection for the six months ending June 30, 2012, indicates the ability of the pools to meet projected cash flow requirements. However, there will usually be differences between projected and actual results because events and circumstances frequently do not occur as expected and those differences may be material.

ORANGE COUNTY INVESTMENT POOL

Month	Investment Maturities	Projected Deposits	Projected Disbursements	Cumulative Available Cash
December 2011 - Ending Cash				$ 43,527,927
January	$ 472,029,879	$ 412,807,567	$ 687,466,267	240,899,106
February	345,169,260	439,439,968	388,874,135	636,634,200
March	297,399,078	652,467,512	536,294,781	1,050,206,010
April	330,608,390	1,831,092,653	1,697,876,286	1,514,030,766
May	171,838,779	283,262,563	628,134,498	1,340,997,610
June	105,828,242	287,468,869	402,642,083	1,331,652,637

ORANGE COUNTY EDUCATIONAL INVESTMENT POOL

Month	Investment Maturities	Projected Deposits	Projected Disbursements	Cumulative Available Cash
December 2011 - Ending Cash				$ 3,733
January	$ 480,792,668	$ 602,623,360	$ 694,525,393	388,894,369
February	407,110,329	277,526,103	507,837,619	565,693,182
March	145,601,564	439,402,271	540,930,892	609,766,125
April	263,786,938	1,000,813,801	527,679,285	1,346,687,580
May	32,018,126	272,939,869	514,237,159	1,137,408,415
June	46,314,277	242,756,804	534,681,533	891,797,962

ORANGE COUNTY TREASURER-TAX COLLECTOR
STATEMENT OF ACCOUNTABILITY
FOR THE MONTH AND QUARTER ENDED: DECEMBER 31, 2011

	Month	Quarter
Treasurer's Accountability at the Beginning of the Period:	**$6,335,077,128.70**	**$6,043,551,961.12**
Cash Receipts:		
County	**1,908,245,889.87**	**3,479,910,359.84**
Schools	**1,185,361,682.10**	**1,817,271,898.52**
Total Cash Receipts	**3,093,607,571.97**	**5,297,182,258.36**
Cash Disbursements:		
County	**2,003,038,807.13**	**2,874,124,350.88**
Schools	**390,878,540.31**	**1,431,695,844.97**
Total Cash Disbursements	**2,393,917,347.44**	**4,305,820,195.85**
Net Change in Book Value of Pooled Assets	**699,690,224.53**	**991,362,062.51**
Net increase / decrease in Specific Investments	**21,099.05**	**(125,571.35)**
Treasurer's Accountability at the End of the Period:	**$7,034,788,452.28**	**$7,034,788,452.28**

Assets in the Treasury at December 31, 2011	
O.C. Investment Pool	**$3,486,676,366.32**
O.C. Educational Investment Pool	**3,447,486,370.37**
Non Pooled Investments	**57,094,055.01**
Cash in banks-County	**43,498,409.45**
Cash in banks-Schools	**3,733.31**
Cash in vault	**29,517.82**
	$7,034,788,452.28

ORANGE COUNTY TREASURER-TAX COLLECTOR
INVESTMENT POLICY COMPLIANCE SUMMARY
December 31, 2011

Investment Policy (IPS) Guidelines		County Money Market Fund		Extended Fund		Educational Money Market Fund		John Wayne Airport Investment Pool	
Diversification Limit	Investment Type	Market Value of Investments (1)	Percent of Portfolio	Market Value of Investments (1)	Percent of Portfolio	Market Value of Investments (1)	Percent of Portfolio	Market Value of Investments (1)	Percent of Portfolio
100%	U.S. Treasuries	$ 10,006,641	0.54%	$ 137,621,915	4.59%	$ 25,000,030	1.19%	$ -	-
30%	Negotiable Certificates of Deposit	157,538,000	8.55%	49,992,950	1.67%	145,018,935	6.92%	5,750,675	11.56%
40%	Commercial Paper	107,815,567	5.85%	-	0.00%	113,204,240	5.40%	3,998,038	8.04%
100%	U.S. Government Agencies	1,013,939,154	55.00%	2,343,602,714	78.15%	1,294,185,574	61.72%	27,125,655	54.54%
20%	Money Market Funds	361,732,539	19.62%	-	0.00%	394,462,059	18.81%	2,070,454	4.16%
30%	Medium-Term Notes and MTN-FDIC	160,489,142	8.70%	292,131,331	9.74%	92,842,110	4.43%	10,789,146	21.70%
30%	Municipal Debt	32,070,964	1.74%	175,606,384	5.85%	32,070,964	1.53%	-	-
		$ 1,843,592,007	100.00%	$ 2,998,955,293	100.00%	$ 2,096,783,911	100.00%	$ 49,733,968	100.00%

Investment Policy Guidelines	Compliance Category (Yes/No)	County Money Market Fund	Extended Fund	Educational Money Market Fund	John Wayne Airport Investment Pool
	Percentage Limits				
5%	Issuer Limit	*Yes*	*Yes*	*Yes*	*Yes*
10%	Money Market Mutual Fund Issuer	*Yes*	*N/A*	*Yes*	*Yes*
30%	Government Agencies Issuer	*Yes*	*Yes*	*Yes*	*Yes*
See Above	Diversification Limit	*Yes*	*Yes*	*Yes*	*Yes*
	Maturity/Duration Limits				
60 Days	Weighted Average Maturity	*Yes/59*	*N/A*	*Yes/58*	*Yes/48*
>Merrill 1-3 Year Index+25% (2.38)	Duration	*N/A*	*Yes/1.43*	*N/A*	*N/A*
13 Months/397 days	Final Maturity - Money Market Fund	*Yes/394*	*N/A*	*Yes/394*	*Yes/361*
5 Years/1826 days	Final Maturity - Extended Fund	*N/A*	*Yes/1738*	*N/A*	*N/A*
	Quality Limits				
A-1/≥ A	MMF Short Term/Long Term	*Yes*	*N/A*	*Yes*	*Yes*
A-1/≥ AA (2)	Extended Fund Short Term/Long Term	*N/A*	*Yes*	*N/A*	*N/A*
AA < 50% (2)	Extended Fund - Long Term	*N/A*	*Yes*	*N/A*	*N/A*
0.995 - 1.005	Net Asset Value - Money Market Fund	*Yes/1.0001*	*N/A*	*Yes/1.0001*	*Yes/1.0002*

(1) All investments are marked to market in compliance with the narrow valuation range prescribed by the IPS and market values are provided by Bloomberg Professional Services.
(2) Excludes US Government Debt per IPS policy approved by the Board of Supervisors on September 13, 2011.
NA Not applicable

Orange County Treasurer-Tax Collector
Noncompliance Report Summary
For the Month Ended December 31, 2011

During December, the Orange County Money Market Fund, Orange County Educational Money Market Fund, John Wayne Airport Investment Pool and Extended Fund were all free of noncompliance incidents.

ORANGE COUNTY TREASURER-TAX COLLECTOR

Investment Inventory with Market Value by Entity & Instrument
Extended Fund, County and Educational Money Market Funds

As of 31-Dec-2011

Deal No.	Settle Date	Maturity Date	CUSIP	S&P	Moodys	Fitch	Face Value	Coupon	Purchase Yield	Capital	Capital Accrual	Interest Accrual	Book Value	Market Value *	Unrealized Gain/(Loss)
Issuer / Broker															
UNITED STATES DOLLAR															
County Money Mkt Fnd															
FUNDS															
GOLDMAN SACHS - COUNTY MMF															
		1/3/12		AAAm	AAA-mf		10,588.28	0.0000	0.0000	10,588.28	0.00	0.00	10,588.28	10,588.28	0.00
INVESCO STIC GOVERNMENT & AGENCY															
		1/3/12		AAAm	AAA-mf	AAAmmf	180,818,899.85	0.0000	0.0200	180,818,899.85	0.00	0.00	180,818,899.85	180,818,899.85	0.00
MORGAN STANLEY GOVT 8302-COUNTY MMF															
		1/3/12		AAAm	Aaa		180,903,050.80	0.0000	0.0300	180,903,050.80	0.00	0.00	180,903,050.80	180,903,050.80	0.00
Subtotal for FUNDS:							**361,732,538.93**	**0.00**	**0.0250**	**361,732,538.93**	**0.00**	**0.00**	**361,732,538.93**	**361,732,538.93**	**0.00**
CERTIFICATES OF DEPOSIT															
YANKEE CD															
TORONTO DOMINION BANK NY / TDSI															
554025	10/31/11	1/30/12	89112XCR4	A-1+	P-1	F1+	15,000,000.00	0.1500	0.1500	15,000,000.00	0.00	3,875.00	15,000,000.00	15,000,555.00	555.00
TORONTO DOMINION BANK NY / TDSI															
558094	11/22/11	3/23/12	89112XFU4	A-1+	P-1	F1+	35,000,000.00	0.2000	0.2000	35,000,000.00	0.00	7,777.78	35,000,000.00	34,999,965.00	(35.00)
ROYAL BANK OF CANADA / JEFFERIES & COMPANY															
517142	4/15/11	5/15/12	78009JX34	A-1+	P-1	F1+	6,500,000.00	0.5450	0.4000	6,510,256.99	(6,760.29)	25,683.13	6,503,496.70	6,508,248.50	4,751.80
ROYAL BANK OF CANADA / JEFFERIES & COMPANY															
521568	5/9/11	5/15/12	78009JX34	AA-	Aa1	AA	5,500,000.00	0.5450	0.3500	5,510,990.05	(7,001.73)	19,733.54	5,503,988.32	5,506,979.50	2,991.18
Subtotal for YANKEE CD:							**62,000,000.00**	**0.2547**	**0.2222**	**62,021,247.04**	**(13,762.02)**	**57,069.45**	**62,007,485.02**	**62,015,748.00**	**8,262.98**
YANKEE CD FLOATER															
RABOBANK NEDERLAND NV NY / JP MORGAN CHASE & CO															
545599	9/14/11	1/6/12	74977MRC1	A-1+	P-1	F1+	11,300,000.00	0.3403	0.3693	11,298,980.74	974.56	2,777.47	11,299,955.30	11,300,226.00	270.70
TORONTO DOMINION BANK NY / TDSI															
499706	1/12/11	1/12/12	89112YSH7	A-1+	P-1	F1+	10,000,000.00	0.3563	0.3563	10,000,000.00	0.00	1,979.45	10,000,000.00	10,000,430.00	430.00
ROYAL BANK OF CANADA / MORGAN STANLEY															
513643	3/28/11	1/27/12	78009JZB4	A-1+	P-1	F1+	8,000,000.00	0.3936	0.3444	8,003,360.00	(3,073.57)	349.87	8,000,286.43	8,000,000.00	(286.43)
ROYAL BANK OF CANADA / RBC															
505809	2/14/11	2/14/12	78009J2V6	A-1+	P-1	F1+	15,000,000.00	0.3276	0.2979	15,000,000.00	0.00	2,456.62	15,000,000.00	15,002,880.00	2,880.00
ROYAL BANK OF CANADA / RBC															
547231	9/22/11	2/14/12	78009J2V6	AA-	Aa1	AA	3,200,000.00	0.3276	0.2446	3,200,672.00	(468.08)	524.08	3,200,203.92	3,200,614.40	410.48
TORONTO DOMINION BANK NY / TDSI															
554222	10/31/11	5/4/12	89112YB36	AA+	Aaa	AAA	8,000,000.00	0.2914	0.3204	7,998,816.00	394.67	1,748.64	7,999,210.67	8,000,512.00	1,301.33
ROYAL BANK OF CANADA / RBC															
554218	10/31/11	7/9/12	78009J6M2	AA-	Aa1	N.A.	25,000,000.00	0.4011	0.3826	25,003,200.00	(787.30)	17,270.02	25,002,412.70	25,015,175.00	12,762.30
TORONTO DOMINION BANK NY / TDSI															
546952	9/21/11	9/21/12	89112Y7C1	AA-	Aaa	AA-	15,000,000.00	0.3574	0.3574	15,000,000.00	0.00	1,637.85	15,000,000.00	15,002,415.00	2,415.00
Subtotal for YANKEE CD FLOATER:							**95,500,000.00**	**0.3585**	**0.3480**	**95,505,028.74**	**(2,959.72)**	**28,744.00**	**95,502,069.02**	**95,522,252.40**	**20,183.38**
Subtotal for CERTIFICATES OF DEPOSIT:							**157,500,000.00**	**0.3176**	**0.2985**	**157,526,275.78**	**(16,721.74)**	**85,813.45**	**157,509,554.04**	**157,538,000.40**	**28,446.36**

ORANGE COUNTY TREASURER-TAX COLLECTOR

Investment Inventory with Market Value by Entity & Instrument
Extended Fund, County and Educational Money Market Funds

As of 31-Dec-2011

Deal No.	Settle Date	Maturity Date	CUSIP	S&P	Moodys	Fitch	Face Value	Coupon	Purchase Yield	Capital	Capital Accrual	Interest Accrual	Book Value	Market Value *	Unrealized Gain/(Loss)
Issuer / Broker															
UNITED STATES DOLLAR															
County Money Mkt Fnd															
COMMERCIAL PAPER HOLDINGS															
COMMERCIAL PAPER															
CHEVRON CORP / CHEVRON															
563247	12/20/11	1/5/12	1667T0A52	A-1+	P-1	F1+	20,000,000.00	0.0000	0.0500	19,999,555.56	0.00	333.33	19,999,888.89	19,999,660.00	(228.89)
NESTLE CAPITAL CORP / BANK OF AMERICA															
552899	10/25/11	1/17/12	64105GAH7	A-1+	P-1	F1+	6,000,000.00	0.0000	0.0800	5,998,880.00	0.00	906.67	5,999,786.67	5,998,998.00	(788.67)
CHEVRON CORP / CHEVRON															
564949	12/29/11	1/17/12	1667T0AH6	A-1+	P-1	F1+	25,000,000.00	0.0000	0.0200	24,999,736.11	0.00	41.67	24,999,777.78	24,995,825.00	(3,952.78)
NESTLE CAPITAL CORP / CITIGROUP GLOBAL MARKETS															
559467	12/1/11	1/20/12	64105GAL8	A-1+	P-1	F1+	3,850,000.00	0.0000	0.0500	3,849,732.64	0.00	165.76	3,849,898.40	3,849,164.55	(733.85)
NESTLE CAPITAL CORP / CRED SUIS FIRST BOST NY															
552902	10/25/11	1/23/12	64105GAP9	A-1+	P-1	F1+	10,000,000.00	0.0000	0.0600	9,998,500.00	0.00	1,133.33	9,999,633.33	9,997,280.00	(2,353.33)
NESTLE CAPITAL CORP / BANK OF AMERICA															
553964	10/28/11	1/26/12	64105GAS3	A-1+	P-1	F1+	10,000,000.00	0.0000	0.0600	9,998,500.00	0.00	1,083.33	9,999,583.33	9,996,740.00	(2,843.33)
NESTLE CAPITAL CORP / CITIGROUP GLOBAL MARKETS															
554835	11/3/11	2/1/12	64105GB11	A-1+	P-1	F1+	15,000,000.00	0.0000	0.0500	14,998,125.00	0.00	1,229.17	14,999,354.17	14,993,355.00	(5,999.17)
NESTLE CAPITAL CORP / MORGAN STANLEY															
554482	11/1/11	2/3/12	64105GB37	A-1+	P-1	F1+	3,000,000.00	0.0000	0.0900	2,999,295.00	0.00	457.50	2,999,752.50	2,998,554.00	(1,198.50)
NESTLE CAPITAL CORP / CITIGROUP GLOBAL MARKETS															
554834	11/3/11	3/2/12	64105GC28	A-1+	P-1	F1+	15,000,000.00	0.0000	0.0800	14,996,000.00	0.00	1,966.67	14,997,966.67	14,985,990.00	(11,976.67)
Subtotal for COMMERCIAL PAPER:							**107,850,000.00**	**0.0000**	**0.0519**	**107,838,324.31**	**0.00**	**7,317.43**	**107,845,641.74**	**107,815,566.55**	**(30,075.19)**
Subtotal for COMMERCIAL PAPER HOLDINGS:							**107,850,000.00**	**0.0000**	**0.0519**	**107,838,324.31**	**0.00**	**7,317.43**	**107,845,641.74**	**107,815,566.55**	**(30,075.19)**
GOVERNMENT AGENCY															
DISCOUNT NOTES															
FED FARM CR BK / GOLDMAN SACHS															
565171	12/30/11	1/3/12	313312RH5	AA+	Aaa	AAA	25,000,000.00	0.0000	0.0100	24,999,972.22	0.00	13.89	24,999,986.11	24,999,975.00	(11.11)
FHLB DISC CORP / BARCLAYS CAPITAL															
565166	12/30/11	1/13/12	313384RT8	AA+	Aaa	AAA	10,000,000.00	0.0000	0.0010	9,999,996.11	0.00	0.56	9,999,996.67	9,999,850.00	(146.67)
FNMA DISCOUNT / JEFFERIES & COMPANY															
565172	12/30/11	1/17/12	313588RX5	AA+	Aaa	AAA	20,790,000.00	0.0000	0.0010	20,789,989.61	0.00	1.15	20,789,990.76	20,789,563.41	(427.35)
FED FARM CR BK / MORGAN STANLEY															
564950	12/29/11	2/8/12	313312SV3	AA+	Aaa	AAA	10,000,000.00	0.0000	0.0100	9,999,886.11	0.00	8.33	9,999,894.44	9,999,490.00	(404.44)
FREDDIE DISCOUNT / MORGAN STANLEY															
564955	12/29/11	2/8/12	313396SV6	AA+	Aaa	AAA	18,690,000.00	0.0000	0.0100	18,689,787.14	0.00	15.58	18,689,802.72	18,689,046.81	(755.91)
FNMA DISCOUNT / BNP PARIBAS															
555073	11/4/11	2/23/12	313588TL9	AA+	Aaa	AAA	50,000,000.00	0.0000	0.0300	49,995,375.00	0.00	2,416.67	49,997,791.67	49,996,400.00	(1,391.67)
FHLB DISC CORP / JP MORGAN CHASE & CO															

ORANGE COUNTY TREASURER-TAX COLLECTOR

Investment Inventory with Market Value by Entity & Instrument
Extended Fund, County and Educational Money Market Funds

As of 31-Dec-2011

Deal No.	Settle Date	Maturity Date	CUSIP	S&P	Moodys	Fitch	Face Value	Coupon	Purchase Yield	Capital	Capital Accrual	Interest Accrual	Book Value	Market Value *	Unrealized Gain/(Loss)
Issuer / Broker															
UNITED STATES DOLLAR															
County Money Mkt Fnd															
GOVERNMENT AGENCY															
DISCOUNT NOTES															
564637	12/28/11	2/29/12	313384TS8	AA+	Aaa	AAA	50,000,000.00	0.0000	0.0100	49,999,125.00	0.00	55.56	49,999,180.56	49,995,950.00	(3,230.56)
FHLB DISC CORP / BANK OF AMERICA															
565177	12/30/11	2/29/12	313384TS8	AA+	Aaa	AAA	50,000,000.00	0.0000	0.0100	49,999,152.78	0.00	27.78	49,999,180.56	49,995,950.00	(3,230.56)
FHLB DISC CORP / JP MORGAN CHASE & CO															
565182	12/30/11	3/2/12	313384TU3	AA+	Aaa	AAA	50,000,000.00	0.0000	0.0050	49,999,562.50	0.00	13.89	49,999,576.39	49,995,850.00	(3,726.39)
FHLB DISC CORP / JP MORGAN CHASE & CO															
565184	12/30/11	3/2/12	313384TU3	AA+	Aaa	AAA	25,000,000.00	0.0000	0.0050	24,999,781.25	0.00	6.94	24,999,788.19	24,997,925.00	(1,863.19)
FREDDIE DISCOUNT / DEUTSCHE															
565179	12/30/11	3/7/12	313396TZ6	AA+	Aaa	AAA	6,300,000.00	0.0000	0.0120	6,299,857.20	0.00	4.20	6,299,861.40	6,299,433.00	(428.40)
FREDDIE DISCOUNT / JEFFERIES & COMPANY															
564956	12/29/11	3/19/12	313396UM3	AA+	Aaa	AAA	5,500,000.00	0.0000	0.0200	5,499,752.50	0.00	9.17	5,499,761.67	5,499,411.50	(350.17)
FREDDIE DISCOUNT / BANK OF AMERICA															
565174	12/30/11	3/19/12	313396UM3	AA+	Aaa	AAA	14,401,000.00	0.0000	0.0200	14,400,359.96	0.00	16.00	14,400,375.96	14,399,459.09	(916.87)
FNMA DISCOUNT / UBS FINANCIAL SERVICES															
564954	12/29/11	3/28/12	313588UW3	AA+	Aaa	AAA	50,000,000.00	0.0000	0.0150	49,998,125.00	0.00	62.50	49,998,187.50	49,994,050.00	(4,137.50)
FNMA DISCOUNT / GOLDMAN SACHS GROUP INC															
565180	12/30/11	3/28/12	313588UW3	AA+	Aaa	AAA	14,700,000.00	0.0000	0.0300	14,698,909.75	0.00	24.50	14,698,934.25	14,698,250.70	(683.55)
FNMA DISCOUNT / UBS FINANCIAL SERVICES															
561389	12/9/11	5/30/12	313588XM2	AA+	Aaa	AAA	8,255,000.00	0.0000	0.0700	8,252,223.11	0.00	369.18	8,252,592.29	8,253,249.94	657.65
FNMA DISCOUNT / CITIGROUP GLOBAL MARKETS															
561390	12/9/11	5/30/12	313588XM2	AA+	Aaa	AAA	42,000,000.00	0.0000	0.0650	41,986,880.83	0.00	1,744.17	41,988,625.00	41,991,096.00	2,471.00
Subtotal for DISCOUNT NOTES:							**450,636,000.00**	**0.0000**	**0.0187**	**450,608,736.07**	**0.00**	**4,790.07**	**450,613,526.14**	**450,594,950.45**	**(18,575.69)**
GOVT AGENCY-FIX-30/360															
FANNIE MAE / CASTLE OAK SECURITIES															
554775	11/2/11	1/9/12	31398AUU4	AA+	Aaa	AAA	6,925,000.00	2.0000	0.0405	6,950,241.63	(22,227.70)	22,698.61	6,928,013.93	6,933,102.25	5,088.32
FED FARM CR BK / MESIROW FINANCIAL															
555548	11/7/11	1/17/12	31331GKY4	AA+	Aaa	AAA	8,200,000.00	2.0000	0.0547	8,230,996.00	(23,911.20)	24,600.00	8,207,084.80	8,206,051.60	(1,033.20)
Subtotal for GOVT AGENCY-FIX-30/360:							**15,125,000.00**	**2.0000**	**0.0482**	**15,181,237.63**	**(46,138.90)**	**47,298.61**	**15,135,098.73**	**15,139,153.85**	**4,055.12**
GOVT AGENCY-FIX-INT@MAT															
FED HM LN BK BD / JEFFERIES & COMPANY															
541737	8/23/11	2/23/12	313375FH5	AA+	Aaa	AAA	10,000,000.00	0.1200	0.1636	9,997,824.00	1,547.38	4,266.67	9,999,371.38	10,000,210.00	838.62
Subtotal for GOVT AGENCY-FIX-INT@MAT:							**10,000,000.00**	**0.1200**	**0.1636**	**9,997,824.00**	**1,547.38**	**4,266.67**	**9,999,371.38**	**10,000,210.00**	**838.62**
GOVT AGENCY-FLOAT-ACT/360															
FED HM LN BK BD / CASTLE OAK SECURITIES															
560010	12/2/11	2/2/12	313372KR4	AA+	Aaa	AAA	10,000,000.00	0.1400	0.0916	10,001,540.00	(745.16)	1,001.35	10,000,794.84	10,000,920.00	125.16

ORANGE COUNTY TREASURER-TAX COLLECTOR

Investment Inventory with Market Value by Entity & Instrument
Extended Fund, County and Educational Money Market Funds

As of 31-Dec-2011

Deal No.	Settle Date	Maturity Date	CUSIP	S&P	Moodys	Fitch	Face Value	Coupon	Purchase Yield	Capital	Capital Accrual	Interest Accrual	Book Value	Market Value *	Unrealized Gain/(Loss)
Issuer / Broker															
UNITED STATES DOLLAR															
County Money Mkt Fnd															
GOVERNMENT AGENCY															
GOVT AGENCY-FLOAT-ACT/360															
FREDDIE MAC / CASTLE OAK SECURITIES															
520766	5/4/11	2/8/12	3133F3AL7	AA+	Aaa	AAA	20,000,000.00	0.2475	0.2845	19,993,120.00	5,946.29	11,687.50	19,999,066.29	20,008,340.00	9,273.71
FED FARM CR BK / CRED SUIS SECURITIES															
529027	6/16/11	2/13/12	31331JKK8	AA+	Aaa	AAA	12,800,000.00	0.2883	0.2166	12,806,041.60	(4,968.09)	1,947.63	12,801,073.51	12,802,060.80	987.29
FED HM LN BK BD / CASTLE OAK SECURITIES															
519888	4/29/11	2/28/12	313370SD1	AA+	Aaa	AAA	6,000,000.00	0.2563	0.2409	6,000,768.00	(621.95)	170.87	6,000,146.05	6,002,052.00	1,905.95
FED FARM CR BK / JEFFERIES & COMPANY															
506633	2/17/11	3/19/12	31331JGL1	AA+	Aaa	AAA	15,000,000.00	0.2646	0.2392	15,004,155.00	(3,336.59)	1,433.25	15,000,818.41	15,003,435.00	2,616.59
FREDDIE MAC / OPPENHEIMER & CO., INC															
512525	3/22/11	4/3/12	3134G1QD9	AA+	Aaa	AAA	5,000,000.00	0.2414	0.2155	5,001,338.90	(1,009.49)	972.46	5,000,329.41	5,002,250.00	1,920.59
FREDDIE MAC / GOLDMAN SACHS															
563545	12/21/11	4/3/12	3134G1QD9	AA+	Aaa	AAA	50,000,000.00	0.2414	0.0852	50,022,350.00	(2,363.94)	3,688.66	50,019,986.06	50,022,500.00	2,513.94
FANNIE MAE / DEUTSCHE															
541738	8/23/11	7/26/12	31398A2C5	AA+	Aaa	AAA	25,000,000.00	0.2840	0.2634	25,004,750.00	(1,840.98)	1,183.12	25,002,909.02	25,023,000.00	20,090.98
FANNIE MAE / MORGAN STANLEY															
562952	12/19/11	7/26/12	31398A2C5	AA+	Aaa	AAA	50,000,000.00	0.2840	0.1403	50,043,300.00	(2,558.64)	2,366.25	50,040,741.36	50,046,000.00	5,258.64
FED HM LN BK BD / JP MORGAN CHASE & CO															
564989	12/29/11	8/28/12	313375H83	AA+	Aaa	AAA	50,000,000.00	0.2600	0.1590	50,033,800.00	(417.28)	1,083.33	50,033,382.72	50,034,000.00	617.28
FANNIE MAE / CASTLE OAK SECURITIES															
540950	8/18/11	9/17/12	31398A4E9	AA+	Aaa	AAA	10,000,000.00	0.3146	0.2591	10,006,010.00	(2,064.04)	1,310.84	10,003,945.96	10,014,100.00	10,154.04
FED FARM CR BK / CASTLE OAK SECURITIES															
561385	12/9/11	11/13/12	31331JD83	AA+	Aaa	AAA	10,000,000.00	0.2883	0.1608	10,011,840.00	(800.94)	1,521.58	10,011,039.06	10,005,500.00	(5,539.06)
FED FARM CR BK / MORGAN STANLEY															
564999	12/29/11	12/5/12	31331KZ45	AA+	Aaa	AAA	24,000,000.00	0.1584	0.1538	24,001,032.00	(9.05)	316.75	24,001,022.95	24,000,960.00	(62.95)
Subtotal for GOVT AGENCY-FLOAT-ACT/360:							**287,800,000.00**	**0.2535**	**0.1709**	**287,930,045.50**	**(14,789.86)**	**28,683.59**	**287,915,255.64**	**287,965,117.80**	**49,862.16**
GOVT AGENCY-FLOAT-ACT/ACT															
FED FARM CR BK / BARCLAY CAPITAL															
564996	12/29/11	1/28/13	31331KQJ2	AA+	Aaa	AAA	50,000,000.00	0.1036	0.2040	49,946,125.00	408.14	422.27	49,946,533.14	49,946,000.00	(533.14)
FED FARM CR BK / BARCLAY CAPITAL															
564998	12/29/11	1/28/13	31331KQJ2	AA+	Aaa	AAA	5,000,000.00	0.1036	0.2040	4,994,612.50	40.81	42.23	4,994,653.31	4,994,600.00	(53.31)
Subtotal for GOVT AGENCY-FLOAT-ACT/ACT:							**55,000,000.00**	**0.1036**	**0.2040**	**54,940,737.50**	**448.95**	**464.50**	**54,941,186.45**	**54,940,600.00**	**(586.45)**
GOVT AGENCY-ZERO COUPON															
FANNIE MAE / CASTLE OAK SECURITIES															
515804	4/7/11	4/10/12	3136F8RD9	AA+	Aaa	AAA	1,966,000.00	0.0000	0.4063	1,957,970.86	5,839.37	0.00	1,963,810.23	1,961,779.00	(2,031.23)
Subtotal for GOVT AGENCY-ZERO COUPON:							**1,966,000.00**	**0.0000**	**0.4063**	**1,957,970.86**	**5,839.37**	**0.00**	**1,963,810.23**	**1,961,779.00**	**(2,031.23)**
GOV'T AGY - CALLABLE															

ORANGE COUNTY TREASURER-TAX COLLECTOR

Investment Inventory with Market Value by Entity & Instrument
Extended Fund, County and Educational Money Market Funds

As of 31-Dec-2011

Deal No.	Settle Date	Maturity Date	CUSIP	S&P	Moodys	Fitch	Face Value	Coupon	Purchase Yield	Capital	Capital Accrual	Interest Accrual	Book Value	Market Value *	Unrealized Gain/(Loss)
Issuer / Broker															
UNITED STATES DOLLAR															
County Money Mkt Fnd															
GOVERNMENT AGENCY															
GOV'T AGY - CALLABLE															
FED HM LN BK BD / BNP PARIBAS															
549111	10/3/11	1/3/12	313375R33	AA+	Aaa	AAA	25,000,000.00	0.3500	0.3499	25,000,000.00	0.00	0.00	25,000,000.00	25,000,000.00	0.00
FED HM LN BK BD / DEUTSCHE															
558035	11/21/11	1/5/12	313375RX7	AA+	Aaa	N.A	4,000,000.00	0.3500	0.3339	4,000,400.00	(363.64)	(227.88)	4,000,036.36	4,000,056.00	19.64
FED HM LN BK BD / BNP PARIBAS															
545654	9/15/11	7/17/12	313374FQ8	AA+	Aaa	AAA	10,000,000.00	0.3500	0.3500	10,000,000.00	0.00	194.44	10,000,000.00	10,005,910.00	5,910.00
FED HM LN BK BD / RBC															
546747	9/20/11	8/17/12	313374YU8	AA+	Aaa	AAA	2,500,000.00	0.4000	0.3806	2,500,440.00	(440.00)	1,583.33	2,500,000.00	2,500,632.50	632.50
FED HM LN BK BD / DEUTSCHE															
539778	8/15/11	8/28/12	3133755H6	AA+	Aaa	AAA	40,000,000.00	0.4400	0.4400	40,000,000.00	0.00	22,488.89	40,000,000.00	40,015,640.00	15,640.00
FED HM LN BK BD / DEUTSCHE															
557814	11/18/11	9/10/12	313375CG0	AA+	Aaa	N.A	8,000,000.00	0.3000	0.2877	8,000,800.00	(333.98)	2,000.00	8,000,466.02	8,002,512.00	2,045.98
FED HM LN BK BD / DEUTSCHE															
557813	11/18/11	10/3/12	313375R33	AA+	Aaa	N.A	2,800,000.00	0.3500	0.3340	2,800,280.00	(267.56)	1,170.56	2,800,012.44	2,800,000.00	(12.44)
FED HM LN BK BD / JEFFERIES & COMPANY															
559401	11/30/11	10/3/12	313375R33	AA+	Aaa	N.A	7,500,000.00	0.3500	0.3500	7,500,000.00	0.00	2,260.42	7,500,000.00	7,500,000.00	0.00
FED HM LN BK BD / FTN FINANCIAL															
560009	12/2/11	10/3/12	313375R33	AA+	Aaa	N.A	11,000,000.00	0.3500	0.3122	11,002,431.00	(2,274.16)	3,101.39	11,000,156.84	11,000,000.00	(156.84)
FED HM LN BK BD / MORGAN STANLEY															
557494	11/17/11	12/10/12	313376EW1	AA+	Aaa	N.A	15,000,000.00	0.3000	0.3000	15,000,000.00	0.00	5,500.00	15,000,000.00	15,002,820.00	2,820.00
FED HM LN BK BD / DEUTSCHE															
562795	11/22/11	12/19/12	313376JF3	AA+	Aaa	AAA	25,000,000.00	0.3200	0.3201	25,000,000.00	0.00	8,666.67	25,000,000.00	25,006,100.00	6,100.00
FED HM LN BK BD / BNP PARIBAS															
558910	11/28/11	12/24/12	313376KZ7	AA+	Aaa	AAA	15,000,000.00	0.2500	0.2500	15,000,000.00	0.00	3,437.50	15,000,000.00	15,001,995.00	1,995.00
FED HM LN BK BD / BNP PARIBAS															
564350	12/27/11	1/8/13	313376MA0	AA+	Aaa	AAA	15,000,000.00	0.2500	0.2500	15,000,000.00	0.00	416.67	15,000,000.00	15,000,915.00	915.00
FED HM LN BK BD / DEUTSCHE															
564351	12/27/11	1/8/13	313376MJ1	AA+	Aaa	AAA	12,500,000.00	0.2500	0.2500	12,500,000.00	0.00	347.22	12,500,000.00	12,500,762.50	762.50
Subtotal for GOV'T AGY - CALLABLE:							**193,300,000.00**	**0.3375**	**0.3340**	**193,304,351.00**	**(3,679.34)**	**50,939.21**	**193,300,671.66**	**193,337,343.00**	**36,671.34**
Subtotal for GOVERNMENT AGENCY:							**1,013,827,000.00**	**0.1729**	**0.1347**	**1,013,920,902.56**	**(56,772.40)**	**136,442.65**	**1,013,868,920.23**	**1,013,939,154.10**	**70,233.87**
MEDIUM TERM NOTES															
MED TERM NOTE FLOAT FDIC															
MORGAN STANLEY / CASTLE OAK SECURITIES															
538985	8/10/11	2/10/12	61757UAL4	A-1	P-1	F1	3,990,000.00	0.7242	0.3683	3,997,102.20	(5,558.24)	4,173.63	3,991,543.96	3,994,508.70	2,964.74
MORGAN STANLEY / CASTLE OAK SECURITIES															
548827	9/30/11	2/10/12	61757UAL4	AA+	Aaa	AAA	10,000,000.00	0.7242	0.0355	10,018,910.00	(13,222.78)	10,460.66	10,005,687.22	10,011,300.00	5,612.78

ORANGE COUNTY TREASURER-TAX COLLECTOR

Investment Inventory with Market Value by Entity & Instrument
Extended Fund, County and Educational Money Market Funds

As of 31-Dec-2011

Deal No.	Settle Date	Maturity Date	CUSIP	S&P	Moodys	Fitch	Face Value	Coupon	Purchase Yield	Capital	Capital Accrual	Interest Accrual	Book Value	Market Value *	Unrealized Gain/(Loss)
Issuer / Broker															
UNITED STATES DOLLAR															
County Money Mkt Fnd															
MEDIUM TERM NOTES															
MED TERM NOTE FLOAT FDIC															
MORGAN STANLEY / CASTLE OAK SECURITIES															
546953	9/21/11	3/13/12	61757UAN0	AA+	Aaa	AAA	40,000,000.00	0.7418	0.3783	40,069,872.00	(40,959.45)	15,659.17	40,028,912.55	40,059,200.00	30,287.45
US BANCORP / CASTLE OAK SECURITIES															
560267	12/5/11	4/27/12	91160HAB3	AA+	Aaa	AAA	30,000,000.00	0.6936	0.1349	30,067,140.00	(12,588.75)	2,312.00	30,054,551.25	30,067,200.00	12,648.75
GENERAL ELEC CAP CORP / CASTLE OAK SECURITIES															
546246	9/16/11	6/1/12	36967HAK3	AA+	Aaa	NR	12,605,000.00	0.4956	0.2100	12,630,588.15	(10,571.17)	5,378.96	12,620,016.98	12,630,210.00	10,193.02
Subtotal for MED TERM NOTE FLOAT FDIC:							**96,595,000.00**	**0.6921**	**0.2448**	**96,783,612.35**	**(82,900.39)**	**37,984.42**	**96,700,711.96**	**96,762,418.70**	**61,706.74**
MEDIUM TERM NOTE															
BERKSHIRE HATHAWAY INC / CRED SUIS SECURITIES															
508608	3/2/11	2/10/12	084670AZ1	AA+	Aa2	AA-	10,000,000.00	1.4000	0.3980	10,093,800.00	(82,976.92)	54,833.33	10,010,823.08	10,022,500.00	11,676.92
GENERAL ELEC CAP CORP / UBS FINANCIAL SERVICES															
500507	1/18/11	2/15/12	36962GXS8	AA+	Aa2	NR	5,000,000.00	5.8750	0.7089	5,276,100.00	(244,708.79)	110,972.22	5,031,391.21	5,050,550.00	19,158.79
Subtotal for MEDIUM TERM NOTE:							**15,000,000.00**	**2.8917**	**0.5016**	**15,369,900.00**	**(327,685.71)**	**165,805.55**	**15,042,214.29**	**15,073,050.00**	**30,835.71**
MEDIUM TERM NOTE FLOATER															
JP MORGAN CHASE & CO / JEFFERIES & COMPANY															
501979	1/25/11	2/1/12	073902PQ5	AA-	Aa1	AA	9,995,000.00	0.6194	0.5177	10,005,374.81	(9,510.24)	10,490.82	9,995,864.57	9,999,997.50	4,132.93
Subtotal for MEDIUM TERM NOTE FLOATER:							**9,995,000.00**	**0.6194**	**0.5177**	**10,005,374.81**	**(9,510.24)**	**10,490.82**	**9,995,864.57**	**9,999,997.50**	**4,132.93**
MEDIUM TERM NOTE-FDIC															
GENERAL ELEC CAP CORP / CASTLE OAK SECURITIES															
559191	11/28/11	3/12/12	36967HAN7	AA+	Aa2	NR	10,000,000.00	2.2500	0.0902	10,062,340.00	(19,780.96)	20,625.00	10,042,559.04	10,044,800.00	2,240.96
MORGAN STANLEY / DEUTSCHE															
558614	11/22/11	3/13/12	61757UAP5	AA+	Aaa	AAA	12,910,000.00	2.2500	0.1003	12,995,490.02	(30,037.03)	31,468.12	12,965,452.99	12,985,007.10	19,554.11
GOLDMAN SACHS GROUP INC / BNP PARIBAS															
539777	8/15/11	3/15/12	38146FAK7	AA+	Aaa	AAA	393,000.00	2.1500	0.1929	397,481.77	(2,902.48)	2,487.91	394,579.29	394,968.93	389.64
GOLDMAN SACHS GROUP INC / CANTOR FITZGERALD															
559771	10/7/11	6/15/12	38146FAA9	AA+	Aaa	AAA	15,000,000.00	3.2500	0.2448	15,310,050.00	(105,016.94)	21,666.67	15,205,033.06	15,228,900.00	23,866.94
Subtotal for MEDIUM TERM NOTE-FDIC:							**38,303,000.00**	**2.6406**	**0.1552**	**38,765,361.79**	**(157,737.41)**	**76,247.70**	**38,607,624.38**	**38,653,676.03**	**46,051.65**
Subtotal for MEDIUM TERM NOTES:							**159,893,000.00**	**1.3607**	**0.2645**	**160,924,248.95**	**(577,833.75)**	**290,528.49**	**160,346,415.20**	**160,489,142.23**	**142,727.03**
MUNICIPAL DEBT															
ORANGE COUNTY POB 2011A															
COUNTY OF ORANGE / COUNTY OF ORANGE															
559248	12/29/11	1/11/12	68428LCP7	A-1+			32,070,964.45	1.8200	1.8200	32,070,964.45	0.00	4,864.10	32,070,964.45	32,070,964.45	0.00
Subtotal for ORANGE COUNTY POB 2011A:							**32,070,964.45**	**1.8200**	**1.8200**	**32,070,964.45**	**0.00**	**4,864.10**	**32,070,964.45**	**32,070,964.45**	**0.00**
Subtotal for MUNICIPAL DEBT:							**32,070,964.45**	**1.8200**	**1.8200**	**32,070,964.45**	**0.00**	**4,864.10**	**32,070,964.45**	**32,070,964.45**	**0.00**
TREASURIES															
TREASURY BOND															

ORANGE COUNTY TREASURER-TAX COLLECTOR

Investment Inventory with Market Value by Entity & Instrument
Extended Fund, County and Educational Money Market Funds

As of 31-Dec-2011

Deal No.	Settle Date	Maturity Date	CUSIP	S&P	Moodys	Fitch	Face Value	Coupon	Purchase Yield	Capital	Capital Accrual	Interest Accrual	Book Value	Market Value *	Unrealized Gain/(Loss)
Issuer / Broker															
UNITED STATES DOLLAR															
County Money Mkt Fnd															
TREASURIES															
TREASURY BOND															
US TREASURY N/B / UBS FINANCIAL SERVICES															
553176	10/25/11	1/31/12	912828MJ6	AA+	Aaa	AAA	10,000,000.00	0.8750	0.0239	10,022,656.25	(15,720.66)	16,168.48	10,006,935.59	10,006,640.60	(294.99)
Subtotal for TREASURY BOND:							**10,000,000.00**	**0.8750**	**0.0239**	**10,022,656.25**	**(15,720.66)**	**16,168.48**	**10,006,935.59**	**10,006,640.60**	**(294.99)**
Subtotal for TREASURIES:							**10,000,000.00**	**0.8750**	**0.0239**	**10,022,656.25**	**(15,720.66)**	**16,168.48**	**10,006,935.59**	**10,006,640.60**	**(294.99)**
Total County Money Mkt Fnd :							**1,842,873,503.38**	**0.2768**	**0.1623**	**1,844,035,911.23**	**(667,048.55)**	**541,134.60**	**1,843,380,970.18**	**1,843,592,007.26**	**211,037.08**
Net Asset Value (NAV):															**1.000114**
Educational Money Mkt Fnd															
FUNDS															
GOLDMAN SACHS - EDUCATIONAL MMF															
		1/3/12		AAAm	AAA-mf		10,479.81	0.0000	0.0000	10,479.81	0.00	0.00	10,479.81	10,479.81	0.00
INVESCO STIC GOVERNMENT & AGENCY															
		1/3/12		AAAm	AAA-mf	AAAmmf	196,755,608.12	0.0000	0.0200	196,755,608.12	0.00	0.00	196,755,608.12	196,755,608.12	0.00
MORGAN STANLEY GOVT 8302-EDUCATIONAL MMF															
		1/3/12		AAAm	Aaa		197,695,970.93	0.0000	0.0300	197,695,970.93	0.00	0.00	197,695,970.93	197,695,970.93	0.00
Subtotal for FUNDS:							**394,462,058.86**	**0.00**	**0.0250**	**394,462,058.86**	**0.00**	**0.00**	**394,462,058.86**	**394,462,058.86**	**0.00**
CERTIFICATES OF DEPOSIT															
YANKEE CD															
TORONTO DOMINION BANK NY / TDSI															
563259	12/20/11	2/15/12	89112XHX6	A-1+	P-1	F1+	25,000,000.00	0.1000	0.1000	25,000,000.00	0.00	833.33	25,000,000.00	24,999,400.00	(600.00)
TORONTO DOMINION BANK NY / TDSI															
563536	12/21/11	2/28/12	89112XHZ1	A-1+	P-1	F1+	10,000,000.00	0.1200	0.1200	10,000,000.00	0.00	366.67	10,000,000.00	9,999,990.00	(10.00)
Subtotal for YANKEE CD:							**35,000,000.00**	**0.1057**	**0.1057**	**35,000,000.00**	**0.00**	**1,200.00**	**35,000,000.00**	**34,999,390.00**	**(610.00)**
YANKEE CD FLOATER															
RABOBANK NEDERLAND NV NY / JP MORGAN CHASE & CO															
545600	9/14/11	1/6/12	74977MRC1	A-1+	P-1	F1+	10,000,000.00	0.3403	0.3693	9,999,098.00	862.44	2,457.94	9,999,960.44	10,000,200.00	239.56
TORONTO DOMINION BANK NY / TDSI															
499707	1/12/11	1/12/12	89112YSH7	A-1+	P-1	F1+	10,000,000.00	0.3279	0.3279	10,000,000.00	0.00	1,821.61	10,000,000.00	10,000,430.00	430.00
ROYAL BANK OF CANADA / RBC															
505810	2/14/11	2/14/12	78009J2V6	A-1+	P-1	F1+	25,000,000.00	0.3276	0.2979	25,000,000.00	0.00	4,094.38	25,000,000.00	25,004,800.00	4,800.00
ROYAL BANK OF CANADA / RBC															
513910	3/29/11	3/29/12	78009J3W3	A-1+	P-1	F1+	10,000,000.00	0.3440	0.3440	10,000,000.00	0.00	286.62	10,000,000.00	10,002,490.00	2,490.00
TORONTO DOMINION BANK NY / TDSI															
546951	9/21/11	9/21/12	89112Y7C1	AA-	Aaa	AA-	25,000,000.00	0.3574	0.3574	25,000,000.00	0.00	2,729.76	25,000,000.00	25,004,025.00	4,025.00
TORONTO DOMINION BANK NY / TDSI															
552098	10/19/11	10/19/12	89112XBQ7	AA-	Aaa	AA-	10,000,000.00	0.4258	0.4258	10,000,000.00	0.00	8,753.17	10,000,000.00	10,014,120.00	14,120.00

ORANGE COUNTY TREASURER-TAX COLLECTOR

Investment Inventory with Market Value by Entity & Instrument
Extended Fund, County and Educational Money Market Funds

As of 31-Dec-2011

Deal No.	Settle Date	Maturity Date	CUSIP	S&P	Moodys	Fitch	Face Value	Coupon	Purchase Yield	Capital	Capital Accrual	Interest Accrual	Book Value	Market Value *	Unrealized Gain/(Loss)
Issuer / Broker															
UNITED STATES DOLLAR															
Educational Money Mkt Fnd															
CERTIFICATES OF DEPOSIT															
YANKEE CD FLOATER															
ROYAL BANK OF CANADA / RBC															
554776	11/2/11	11/2/12	78009NBL9	AA+	Aaa	AAA	20,000,000.00	0.4914	0.4914	20,000,000.00	0.00	8,190.67	20,000,000.00	19,993,480.00	(6,520.00)
Subtotal for YANKEE CD FLOATER:							**110,000,000.00**	**0.3757**	**0.3716**	**109,999,098.00**	**862.44**	**28,334.15**	**109,999,960.44**	**110,019,545.00**	**19,584.56**
Subtotal for CERTIFICATES OF DEPOSIT:							**145,000,000.00**	**0.3106**	**0.3074**	**144,999,098.00**	**862.44**	**29,534.15**	**144,999,960.44**	**145,018,935.00**	**18,974.56**
COMMERCIAL PAPER HOLDINGS															
COMMERCIAL PAPER															
CHEVRON CORP / CHEVRON															
561724	12/13/11	1/3/12	1667T0A37	A-1	P-1	F1+	40,000,000.00	0.0000	0.0500	39,998,833.33	0.00	1,055.56	39,999,888.89	39,998,640.00	(1,248.89)
CHEVRON CORP / CHEVRON															
563255	12/20/11	1/10/12	1667T0AA1	A-1+	P-1	F1+	30,000,000.00	0.0000	0.0500	29,999,125.00	0.00	500.00	29,999,625.00	29,997,960.00	(1,665.00)
NESTLE CAPITAL CORP / BANK OF AMERICA															
562950	12/19/11	2/7/12	64105GB78	A-1+	P-1	F1+	8,250,000.00	0.0000	0.0500	8,249,427.08	0.00	148.96	8,249,576.04	8,245,429.50	(4,146.54)
NESTLE CAPITAL CORP / CRED SUIS SECURITIES.															
560533	12/6/11	3/5/12	64105GC51	A-1+	P-1	F1+	15,000,000.00	0.0000	0.0700	14,997,375.00	0.00	758.33	14,998,133.33	14,985,540.00	(12,593.33)
NESTLE CAPITAL CORP / CITIGROUP GLOBAL MARKETS															
563246	12/20/11	3/19/12	64105GCK8	A-1+	P-1	F1+	10,000,000.00	0.0000	0.0500	9,998,750.00	0.00	166.67	9,998,916.67	9,989,230.00	(9,686.67)
NESTLE CAPITAL CORP / MORGAN STANLEY															
560532	12/6/11	4/25/12	64105GDR2	A-1+	P-1	F1+	10,000,000.00	0.0000	0.1000	9,996,083.33	0.00	722.22	9,996,805.55	9,987,440.00	(9,365.55)
Subtotal for COMMERCIAL PAPER:							**113,250,000.00**	**0.0000**	**0.0571**	**113,239,593.74**	**0.00**	**3,351.74**	**113,242,945.48**	**113,204,239.50**	**(38,705.98)**
Subtotal for COMMERCIAL PAPER HOLDINGS:							**113,250,000.00**	**0.0000**	**0.0571**	**113,239,593.74**	**0.00**	**3,351.74**	**113,242,945.48**	**113,204,239.50**	**(38,705.98)**
GOVERNMENT AGENCY															
DISCOUNT NOTES															
FREDDIE DISCOUNT / GOLDMAN SACHS GROUP INC															
562532	12/16/11	1/3/12	313396RH8	AA+	Aaa	AAA	50,000,000.00	0.0000	0.0050	49,999,875.00	0.00	111.11	49,999,986.11	49,999,950.00	(36.11)
FREDDIE DISCOUNT / TDSI															
563256	12/20/11	1/11/12	313396RR6	AA+	Aaa	AAA	36,300,000.00	0.0000	0.0050	36,299,889.08	0.00	60.50	36,299,949.58	36,299,564.40	(385.18)
FHLB DISC CORP / GOLDMAN SACHS GROUP INC															
565253	12/30/11	2/17/12	313384TE9	AA+	Aaa	AAA	40,000,000.00	0.0000	0.0050	39,999,727.78	0.00	11.11	39,999,738.89	39,997,440.00	(2,298.89)
FHLB DISC CORP / BANK OF AMERICA															
565254	12/30/11	2/17/12	313384TE9	AA+	Aaa	AAA	25,000,000.00	0.0000	0.0100	24,999,659.72	0.00	13.89	24,999,673.61	24,998,400.00	(1,273.61)
FHLB DISC CORP / CRED SUIS SECURITIES															
563254	12/20/11	2/21/12	313384TJ8	AA+	Aaa	AAA	30,000,000.00	0.0000	0.0050	29,999,737.50	0.00	50.00	29,999,787.50	29,997,930.00	(1,857.50)
FHLB DISC CORP / JP MORGAN CHASE & CO															
564635	12/28/11	2/29/12	313384TS8	AA+	Aaa	AAA	50,000,000.00	0.0000	0.0100	49,999,125.00	0.00	55.56	49,999,180.56	49,995,950.00	(3,230.56)
FHLB DISC CORP / BANK OF AMERICA															
564636	12/28/11	2/29/12	313384TS8	AAA	Aaa	AAA	50,000,000.00	0.0000	0.0100	49,999,125.00	0.00	55.56	49,999,180.56	49,995,950.00	(3,230.56)

ORANGE COUNTY TREASURER-TAX COLLECTOR

Investment Inventory with Market Value by Entity & Instrument
Extended Fund, County and Educational Money Market Funds

As of 31-Dec-2011

Deal No.	Settle Date	Maturity Date	CUSIP	S&P	Moodys	Fitch	Face Value	Coupon	Purchase Yield	Capital	Capital Accrual	Interest Accrual	Book Value	Market Value *	Unrealized Gain/(Loss)
Issuer / Broker															
UNITED STATES DOLLAR															
Educational Money Mkt Fnd															
GOVERNMENT AGENCY															
DISCOUNT NOTES															
FHLB DISC CORP / BNP PARIBAS															
564638	12/28/11	2/29/12	313384TS8	AA+	Aaa	AAA	20,000,000.00	0.0000	0.0100	19,999,650.00	0.00	22.22	19,999,672.22	19,998,380.00	(1,292.22)
FHLB DISC CORP / BANK OF AMERICA															
560529	12/6/11	3/5/12	313384TX7	AA+	Aaa	AAA	15,000,000.00	0.0000	0.0050	14,999,812.50	0.00	54.17	14,999,866.67	14,998,695.00	(1,171.67)
FNMA DISCOUNT / CRED SUIS SECURITIES															
563257	12/20/11	3/14/12	313588UG8	AA+	Aaa	AAA	25,000,000.00	0.0000	0.0100	24,999,409.72	0.00	83.33	24,999,493.05	24,997,500.00	(1,993.05)
FNMA DISCOUNT / TDSI															
564616	12/28/11	3/21/12	313588UP8	AA+	Aaa	AAA	50,000,000.00	0.0000	0.0225	49,997,375.00	0.00	125.00	49,997,500.00	49,994,500.00	(3,000.00)
FNMA DISCOUNT / BNP PARIBAS															
563260	12/20/11	4/2/12	313588VB8	AA+	Aaa	AAA	25,000,000.00	0.0000	0.0200	24,998,555.56	0.00	166.67	24,998,722.23	24,996,850.00	(1,872.23)
FNMA DISCOUNT / GOLDMAN SACHS															
563249	12/20/11	4/25/12	313588WA9	AA+	Aaa	AAA	10,000,000.00	0.0000	0.0450	9,998,412.50	0.00	150.00	9,998,562.50	9,998,400.00	(162.50)
FREDDIE DISCOUNT / CITIGROUP GLOBAL MARKETS															
563253	12/20/11	4/30/12	313396WF6	AA+	Aaa	AAA	25,000,000.00	0.0000	0.0300	24,997,250.00	0.00	250.00	24,997,500.00	24,995,825.00	(1,675.00)
FNMA DISCOUNT / CRED SUIS SECURITIES															
563261	12/20/11	4/30/12	313588WF8	AA+	Aaa	AAA	25,000,000.00	0.0000	0.0300	24,997,250.00	0.00	250.00	24,997,500.00	24,995,825.00	(1,675.00)
FNMA DISCOUNT / CRED SUIS SECURITIES															
563251	12/20/11	5/23/12	313588XE0	AA+	Aaa	AAA	8,450,000.00	0.0000	0.0600	8,447,817.08	0.00	169.00	8,447,986.08	8,448,293.10	307.02
FNMA DISCOUNT / CRED SUIS SECURITIES															
563252	12/20/11	5/30/12	313588XM2	AA+	Aaa	AAA	11,713,000.00	0.0000	0.0600	11,709,837.49	0.00	234.26	11,710,071.75	11,710,516.84	445.09
FREDDIE DISCOUNT / CRED SUIS SECURITIES															
563250	12/20/11	6/18/12	313396YG2	AA+	Aaa	AAA	15,000,000.00	0.0000	0.0700	14,994,720.83	0.00	350.00	14,995,070.83	14,996,385.00	1,314.17
Subtotal for DISCOUNT NOTES:							**511,463,000.00**	**0.0000**	**0.0164**	**511,437,229.76**	**0.00**	**2,212.38**	**511,439,442.14**	**511,416,354.34**	**(23,087.80)**
GOVT AGENCY-FIX-30/360															
FREDDIE MAC / BNP PARIBAS															
560546	12/6/11	1/3/12	3134G1VG6	AA+	Aaa	AAA	5,000,000.00	0.6250	0.1727	5,020,330.00	(1,568.67)	5,054.01	5,018,761.33	5,017,670.00	(1,091.33)
FED HM LN BK BD / JP MORGAN CHASE & CO															
495279	12/20/10	1/4/12	313372AQ7	AA+	Aaa	AAA	15,000,000.00	0.3700	0.3959	14,995,980.00	3,987.75	27,287.50	14,999,967.75	15,000,105.00	137.25
FANNIE MAE / DEUTSCHE															
522097	5/11/11	1/12/12	31398AB43	AA+	Aaa	AAA	5,000,000.00	0.8750	0.1632	5,023,800.00	(22,713.69)	20,538.19	5,001,086.31	5,000,965.00	(121.31)
FANNIE MAE / BANK OF AMERICA															
564113	12/23/11	1/12/12	31398AB43	AA+	Aaa	AAA	10,000,000.00	0.8750	0.0703	10,004,225.90	(1,779.33)	1,944.45	10,002,446.57	10,001,930.00	(516.57)
FED HM LN BK BD / GOLDMAN SACHS GROUP INC															
530892	6/27/11	4/2/12	313374ET3	AA+	Aaa	AAA	10,000,000.00	0.1700	0.2041	9,997,400.00	1,739.64	188.89	9,999,139.64	10,001,630.00	2,490.36
FED HM LN BK BD / CASTLE OAK SECURITIES															
563265	12/20/11	4/30/12	313374VM9	AA+	Aaa	AAA	4,000,000.00	0.1600	0.1570	4,001,428.00	(120.83)	195.56	4,001,307.17	4,000,640.00	(667.17)

ORANGE COUNTY TREASURER-TAX COLLECTOR

Investment Inventory with Market Value by Entity & Instrument
Extended Fund, County and Educational Money Market Funds

As of 31-Dec-2011

Deal No.	Settle Date	Maturity Date	CUSIP	S&P	Moodys	Fitch	Face Value	Coupon	Purchase Yield	Capital	Capital Accrual	Interest Accrual	Book Value	Market Value *	Unrealized Gain/(Loss)
Issuer / Broker															
UNITED STATES DOLLAR															
Educational Money Mkt Fnd															
GOVERNMENT AGENCY															
GOVT AGENCY-FIX-30/360															
FED HM LN BK BD / CASTLE OAK SECURITIES															
563266	12/20/11	5/15/12	3133MNVV0	AA+	Aaa	AAA	11,305,000.00	5.7500	0.0602	11,563,963.64	(19,645.52)	19,862.26	11,544,318.12	11,593,107.93	48,789.81
FREDDIE MAC / RBC															
563541	12/21/11	6/15/12	3137EACC1	AA+	Aaa	AAA	15,000,000.00	1.7500	0.0803	15,120,900.00	(6,948.28)	7,291.67	15,113,951.72	15,110,700.00	(3,251.72)
FED HM LN BK BD / BNP PARIBAS															
560544	12/6/11	7/16/12	313374UA6	AA+	Aaa	AAA	7,630,000.00	0.2600	0.1218	7,636,439.72	(731.79)	1,377.64	7,635,707.93	7,635,157.88	(550.05)
FED HM LN BK BD / CASTLE OAK SECURITIES															
563264	12/20/11	7/16/12	313374UA6	AA+	Aaa	AAA	5,505,000.00	0.2600	0.1016	5,509,987.53	(266.32)	437.34	5,509,721.21	5,508,721.38	(999.83)
FREDDIE MAC / CASTLE OAK SECURITIES															
563263	12/20/11	7/27/12	3137EACK3	AA+	Aaa	AAA	10,600,000.00	1.1250	0.1015	10,665,359.60	(3,313.16)	3,643.75	10,662,046.44	10,659,731.00	(2,315.44)
FED HM LN BK BD / RBC															
563542	12/21/11	7/30/12	3133754N4	AA+	Aaa	AAA	15,000,000.00	0.2500	0.0913	15,014,475.00	(660.96)	1,041.67	15,013,814.04	15,009,285.00	(4,529.04)
FANNIE MAE / DEUTSCHE															
560541	12/6/11	9/15/12	31359MPF4	AA+	Aaa	AAA	13,200,000.00	4.3750	0.1640	13,630,306.80	(38,557.96)	40,104.17	13,591,748.84	13,589,730.00	(2,018.84)
FREDDIE MAC / BNP PARIBAS															
560547	12/6/11	11/30/12	3137EACP2	AA+	Aaa	AAA	15,000,000.00	0.3750	0.1932	15,026,775.00	(1,890.89)	3,906.25	15,024,884.11	15,024,525.00	(359.11)
Subtotal for GOVT AGENCY-FIX-30/360:							**142,240,000.00**	**1.3910**	**0.1538**	**143,211,371.19**	**(92,470.01)**	**132,873.35**	**143,118,901.18**	**143,153,898.19**	**34,997.01**
GOVT AGENCY-FIX-INT@MAT															
FED HM LN BK BD / BNP PARIBAS															
563275	12/20/11	2/22/12	313372P24	AA+	Aaa	AAA	2,500,000.00	0.3200	0.0360	2,501,222.50	(216.90)	244.44	2,501,005.60	2,500,732.50	(273.10)
FED HM LN BK BD / RBC															
563537	12/21/11	2/28/12	313372KD5	AA+	Aaa	AAA	7,000,000.00	0.3200	0.0362	7,003,696.00	(551.64)	622.22	7,003,144.36	7,002,303.00	(841.36)
Subtotal for GOVT AGENCY-FIX-INT@MAT:							**9,500,000.00**	**0.3200**	**0.0361**	**9,504,918.50**	**(768.54)**	**866.66**	**9,504,149.96**	**9,503,035.50**	**(1,114.46)**
GOVT AGENCY-FLOAT-30/360															
FREDDIE MAC / BANK OF AMERICA															
514255	3/30/11	1/11/12	3128X9UH1	AA+	Aaa	AAA	19,976,000.00	0.1678	0.1868	19,973,035.56	2,858.94	1,861.99	19,975,894.50	19,977,198.56	1,304.06
FREDDIE MAC / CASTLE OAK SECURITIES															
528010	6/10/11	1/11/12	3128X9UH1	AA+	Aaa	AAA	8,000,000.00	0.1678	0.1724	7,999,782.40	207.29	745.69	7,999,989.69	8,000,480.00	490.31
Subtotal for GOVT AGENCY-FLOAT-30/360:							**27,976,000.00**	**0.1678**	**0.1827**	**27,972,817.96**	**3,066.23**	**2,607.68**	**27,975,884.19**	**27,977,678.56**	**1,794.37**
GOVT AGENCY-FLOAT-ACT/360															
FREDDIE MAC / JP MORGAN CHASE & CO															
565260	12/30/11	1/13/12	3128X9UY4	AA+	Aaa	AAA	15,000,000.00	0.0763	0.0351	15,000,240.00	(34.29)	29.17	15,000,205.71	15,000,300.00	94.29
FREDDIE MAC / CASTLE OAK SECURITIES															
512522	3/22/11	2/2/12	3128X9XN5	AA+	Aaa	AAA	2,000,000.00	0.1914	0.2161	1,999,574.00	383.00	319.06	1,999,957.00	2,000,200.00	243.00
FREDDIE MAC / CASTLE OAK SECURITIES															
526300	6/2/11	2/2/12	3128X9XN5	AA+	Aaa	AAA	8,600,000.00	0.1914	0.2117	8,598,839.00	1,009.36	1,371.99	8,599,848.36	8,600,860.00	1,011.64

ORANGE COUNTY TREASURER-TAX COLLECTOR

Investment Inventory with Market Value by Entity & Instrument
Extended Fund, County and Educational Money Market Funds

As of 31-Dec-2011

Deal No.	Settle Date	Maturity Date	CUSIP	S&P	Moodys	Fitch	Face Value	Coupon	Purchase Yield	Capital	Capital Accrual	Interest Accrual	Book Value	Market Value *	Unrealized Gain/(Loss)
Issuer / Broker															
UNITED STATES DOLLAR															
Educational Money Mkt Fnd															
GOVERNMENT AGENCY															
GOVT AGENCY-FLOAT-ACT/360															
FREDDIE MAC / CASTLE OAK SECURITIES															
520767	5/4/11	2/8/12	3133F3AL7	AA+	Aaa	AAA	15,000,000.00	0.2475	0.2845	14,994,840.00	4,459.71	8,765.63	14,999,299.71	15,006,255.00	6,955.29
FED HM LN BK BD / CASTLE OAK SECURITIES															
529540	6/20/11	2/10/12	313370HR2	AA+	Aaa	AAA	5,000,000.00	0.3240	0.3313	4,999,765.00	195.00	2,340.00	4,999,960.00	5,002,050.00	2,090.00
FREDDIE MAC / CASTLE OAK SECURITIES															
555822	11/8/11	2/10/12	3128X9YV6	AA+	Aaa	AAA	2,575,000.00	0.2078	0.1198	2,575,579.38	(332.84)	326.96	2,575,246.54	2,575,566.50	319.96
FED FARM CR BK / CRED SUIS SECURITIES															
529026	6/16/11	2/13/12	31331JKK8	AA+	Aaa	AAA	5,050,000.00	0.2883	0.2166	5,052,383.60	(1,960.07)	768.40	5,050,423.53	5,050,813.05	389.52
FREDDIE MAC / CASTLE OAK SECURITIES															
511426	3/16/11	2/16/12	3128X9ZJ2	AA+	Aaa	AAA	2,600,000.00	0.2426	0.2002	2,600,239.20	(206.55)	280.28	2,600,032.65	2,600,754.00	721.35
FREDDIE MAC / CRED SUIS SECURITIES															
529025	6/16/11	2/16/12	3128X9ZJ2	AA+	Aaa	AAA	6,200,000.00	0.2426	0.1900	6,200,837.00	(679.85)	668.36	6,200,157.15	6,201,798.00	1,640.85
FED FARM CR BK / CRED SUIS SECURITIES															
529029	6/16/11	2/22/12	31331XQN5	AA+	Aaa	AAA	1,000,000.00	0.1806	0.2303	999,660.00	269.56	50.17	999,929.56	1,000,260.00	330.44
FED HM LN BK BD / CASTLE OAK SECURITIES															
519889	4/29/11	2/28/12	313370SD1	AA+	Aaa	AAA	6,000,000.00	0.2563	0.2409	6,000,768.00	(621.95)	170.87	6,000,146.05	6,002,052.00	1,905.95
FED FARM CR BK / JEFFERIES & COMPANY															
506634	2/17/11	3/19/12	31331JGL1	AA+	Aaa	AAA	10,000,000.00	0.2646	0.2392	10,002,770.00	(2,224.39)	955.50	10,000,545.61	10,002,290.00	1,744.39
FREDDIE MAC / GOLDMAN SACHS															
563546	12/21/11	4/3/12	3134G1QD9	AA+	Aaa	AAA	25,000,000.00	0.2414	0.0852	25,011,175.00	(1,181.97)	1,844.34	25,009,993.03	25,011,250.00	1,256.97
FREDDIE MAC / GOLDMAN SACHS															
563547	12/21/11	4/3/12	3134G1QD9	AA+	Aaa	AAA	50,000,000.00	0.2414	0.0852	50,022,350.00	(2,363.94)	3,688.66	50,019,986.06	50,022,500.00	2,513.94
FED HM LN BK BD / CASTLE OAK SECURITIES															
563830	12/22/11	7/2/12	313374KX7	AA+	Aaa	AAA	9,000,000.00	0.0950	0.1200	9,000,234.00	(12.12)	(328.41)	9,000,221.88	9,000,225.00	3.12
FED HM LN BK BD / CASTLE OAK SECURITIES															
563831	12/22/11	7/24/12	313372GF5	AA+	Aaa	AAA	15,300,000.00	0.1950	0.1163	15,306,854.40	(318.81)	828.75	15,306,535.59	15,306,885.00	349.41
FANNIE MAE / DEUTSCHE															
541739	8/23/11	7/26/12	31398A2C5	AA+	Aaa	AAA	25,000,000.00	0.2840	0.2634	25,004,750.00	(1,840.98)	1,183.12	25,002,909.02	25,023,000.00	20,090.98
FANNIE MAE / CASTLE OAK SECURITIES															
556066	11/9/11	7/26/12	31398A2C5	AA+	Aaa	AAA	9,300,000.00	0.2940	0.2010	9,306,175.20	(1,258.79)	455.62	9,304,916.41	9,308,556.00	3,639.59
FANNIE MAE / MORGAN STANLEY															
562959	12/19/11	7/26/12	31398A2C5	AA+	Aaa	AAA	50,000,000.00	0.2840	0.1403	50,043,300.00	(2,558.64)	2,366.25	50,040,741.36	50,046,000.00	5,258.64
FANNIE MAE / CASTLE OAK SECURITIES															
556892	11/15/11	8/23/12	31398A3F7	AA+	Aaa	AAA	9,745,000.00	0.3119	0.1939	9,753,877.70	(1,479.62)	759.75	9,752,398.08	9,761,566.50	9,168.42
FED HM LN BK BD / JP MORGAN CHASE & CO															
564990	12/29/11	8/28/12	313375H83	AA+	Aaa	AAA	50,000,000.00	0.2600	0.1590	50,033,800.00	(417.28)	1,083.33	50,033,382.72	50,034,000.00	617.28

ORANGE COUNTY TREASURER-TAX COLLECTOR

Investment Inventory with Market Value by Entity & Instrument
Extended Fund, County and Educational Money Market Funds

As of 31-Dec-2011

Deal No.	Settle Date	Maturity Date	CUSIP	S&P	Moodys	Fitch	Face Value	Coupon	Purchase Yield	Capital	Capital Accrual	Interest Accrual	Book Value	Market Value *	Unrealized Gain/(Loss)
Issuer / Broker															
UNITED STATES DOLLAR															
Educational Money Mkt Fnd															
GOVERNMENT AGENCY															
GOVT AGENCY-FLOAT-ACT/360															
FED FARM CR BK / BNP PARIBAS															
543327	8/31/11	9/7/12	31331JB28	AA+	Aaa	AAA	5,000,000.00	0.2963	0.2504	5,002,340.00	(771.64)	1,028.82	5,001,568.36	5,002,600.00	1,031.64
FANNIE MAE / CASTLE OAK SECURITIES															
540951	8/18/11	9/17/12	31398A4E9	AA+	Aaa	AAA	11,065,000.00	0.3146	0.2591	11,071,650.07	(2,283.86)	1,450.44	11,069,366.21	11,080,601.65	11,235.44
FED FARM CR BK / MORGAN STANLEY															
564997	12/29/11	12/5/12	31331KZ45	AA+	Aaa	AAA	24,000,000.00	0.1584	0.1538	24,001,032.00	(9.05)	316.75	24,001,022.95	24,000,960.00	(62.95)
Subtotal for GOVT AGENCY-FLOAT-ACT/360:							**362,435,000.00**	**0.2422**	**0.1607**	**362,583,033.55**	**(14,240.01)**	**30,723.81**	**362,568,793.54**	**362,641,342.70**	**72,549.16**
GOVT AGENCY-FLOAT-ACT/ACT															
FED FARM CR BK / JP MORGAN CHASE & CO															
564977	12/29/11	4/12/12	31331JR62	AA+	Aaa	AAA	50,000,000.00	0.1660	0.0661	50,014,550.00	(415.71)	676.69	50,014,134.29	50,014,500.00	365.71
FED FARM CR BK / BARCLAY CAPITAL															
564987	12/29/11	1/28/13	31331KQJ2	AA+	Aaa	AAA	5,000,000.00	0.1036	0.2040	4,994,612.50	40.81	42.23	4,994,653.31	4,994,600.00	(53.31)
FED FARM CR BK / BARCLAY CAPITAL															
564995	12/29/11	1/28/13	31331KQJ2	AA+	Aaa	AAA	50,000,000.00	0.1036	0.2040	49,946,125.00	408.14	422.27	49,946,533.14	49,946,000.00	(533.14)
Subtotal for GOVT AGENCY-FLOAT-ACT/ACT:							**105,000,000.00**	**0.1333**	**0.1383**	**104,955,287.50**	**33.24**	**1,141.19**	**104,955,320.74**	**104,955,100.00**	**(220.74)**
GOV'T AGY - CALLABLE															
FED HM LN BK BD / DEUTSCHE															
539779	8/15/11	8/28/12	3133755H6	AA+	Aaa	AAA	27,000,000.00	0.4400	0.4400	27,000,000.00	0.00	15,180.00	27,000,000.00	27,010,557.00	10,557.00
FED HM LN BK BD / DEUTSCHE															
548261	9/28/11	9/7/12	313375BT3	AA+	Aaa	N.A	10,000,000.00	0.2800	0.2800	10,000,000.00	0.00	2,566.67	10,000,000.00	10,002,630.00	2,630.00
FED HM LN BK BD / UBS FINANCIAL SERVICES															
543645	9/2/11	9/10/12	313375D61	AA+	Aaa	AAA	10,000,000.00	0.3500	0.3501	10,000,000.00	0.00	2,819.44	10,000,000.00	10,004,040.00	4,040.00
FED HM LN BK BD / JP MORGAN CHASE & CO															
545655	9/15/11	9/28/12	313375LY1	AA+	Aaa	N.A	10,000,000.00	0.3000	0.3000	10,000,000.00	0.00	1,333.33	10,000,000.00	10,003,780.00	3,780.00
FED HM LN BK BD / BANK OF AMERICA															
557230	11/16/11	11/23/12	313376A70	AA+	Aaa	N.A	15,000,000.00	0.3200	0.3201	15,000,000.00	0.00	6,000.00	15,000,000.00	15,008,925.00	8,925.00
FED HM LN BK BD / BNP PARIBAS															
558902	11/28/11	11/28/12	313376GA7	AA+	Aaa	N.A	15,000,000.00	0.3000	0.3000	15,000,000.00	0.00	4,125.00	15,000,000.00	15,003,645.00	3,645.00
FED HM LN BK BD / BNP PARIBAS															
557231	11/16/11	12/11/12	313376FP5	AA+	Aaa	N.A	5,000,000.00	0.3200	0.3200	5,000,000.00	0.00	2,000.00	5,000,000.00	5,000,915.00	915.00
FED HM LN BK BD / BNP PARIBAS															
558909	11/28/11	12/24/12	313376KZ7	AA+	Aaa	AAA	15,000,000.00	0.2500	0.2500	15,000,000.00	0.00	3,437.50	15,000,000.00	15,001,995.00	1,995.00
FED HM LN BK BD / BNP PARIBAS															
564349	12/27/11	1/8/13	313376MA0	AAA	Aaa	AAA	15,000,000.00	0.2500	0.2500	15,000,000.00	0.00	416.67	15,000,000.00	15,000,915.00	915.00
FED HM LN BK BD / DEUTSCHE															
564352	12/27/11	1/8/13	313376MJ1	AA+	Aaa	AAA	12,500,000.00	0.2500	0.2500	12,500,000.00	0.00	347.22	12,500,000.00	12,500,762.50	762.50

ORANGE COUNTY TREASURER-TAX COLLECTOR

Investment Inventory with Market Value by Entity & Instrument
Extended Fund, County and Educational Money Market Funds

As of 31-Dec-2011

Deal No.	Settle Date	Maturity Date	CUSIP	S&P	Moodys	Fitch	Face Value	Coupon	Purchase Yield	Capital	Capital Accrual	Interest Accrual	Book Value	Market Value *	Unrealized Gain/(Loss)
Issuer / Broker															
UNITED STATES DOLLAR															
Educational Money Mkt Fnd															
GOVERNMENT AGENCY															
GOV'T AGY - CALLABLE															
Subtotal for GOV'T AGY - CALLABLE:							**134,500,000.00**	**0.3175**	**0.3175**	**134,500,000.00**	**0.00**	**38,225.83**	**134,500,000.00**	**134,538,164.50**	**38,164.50**
Subtotal for GOVERNMENT AGENCY:							**1,293,114,000.00**	**0.2707**	**0.1169**	**1,294,164,658.46**	**(104,379.09)**	**208,650.90**	**1,294,062,491.75**	**1,294,185,573.79**	**123,082.04**
MEDIUM TERM NOTES															
MED TERM NOTE FLOAT FDIC															
MORGAN STANLEY / CASTLE OAK SECURITIES															
548826	9/30/11	2/10/12	61757UAL4	AA+	Aaa	AAA	5,651,000.00	0.7742	0.0355	5,661,686.04	(7,472.19)	6,319.45	5,654,213.85	5,657,385.63	3,171.78
MORGAN STANLEY / CASTLE OAK SECURITIES															
549640	10/5/11	2/10/12	61757UAL4	AA+	Aaa	AAA	2,500,000.00	0.7242	0.2329	2,504,300.00	(2,956.25)	2,615.06	2,501,343.75	2,502,825.00	1,481.25
MORGAN STANLEY / JP MORGAN CHASE & CO															
564979	12/29/11	2/10/12	61757UAL4	AA+	Aaa	AAA	5,000,000.00	0.7242	0.0401	5,004,085.00	(285.00)	301.74	5,003,800.00	5,005,650.00	1,850.00
WELLS FARGO BANK / BANK OF AMERICA															
551843	10/18/11	6/15/12	949744AD8	AAA	Aaa	AA+	1,550,000.00	0.7663	0.4138	1,553,611.50	(1,123.91)	560.85	1,552,487.59	1,554,774.00	2,286.41
MORGAN STANLEY / CASTLE OAK SECURITIES															
546243	9/16/11	6/20/12	61757UAJ9	AA+	Aaa	AAA	8,460,000.00	0.9132	0.4461	8,490,092.22	(11,582.26)	2,575.08	8,478,509.96	8,488,933.20	10,423.24
Subtotal for MED TERM NOTE FLOAT FDIC:							**23,161,000.00**	**0.8082**	**0.2331**	**23,213,774.76**	**(23,419.61)**	**12,372.18**	**23,190,355.15**	**23,209,567.83**	**19,212.68**
MEDIUM TERM NOTE															
JP MORGAN CHASE & CO / JP MORGAN CHASE & CO															
494688	12/15/10	1/15/12	46625HCA6	AA-	Aa1	AA	6,750,000.00	4.5000	0.8880	7,012,237.50	(252,823.85)	140,062.50	6,759,413.65	6,756,480.00	(2,933.65)
BERKSHIRE HATHAWAY INC / BARCLAY CAPITAL															
513135	3/25/11	2/10/12	084670AZ1	AA+	Aa2	AA-	10,000,000.00	1.4000	0.4086	10,086,493.30	(75,784.61)	54,833.33	10,010,708.69	10,022,500.00	11,791.31
BERKSHIRE HATHAWAY INC / BARCLAYS CAPITAL															
518945	4/25/11	2/10/12	084670AZ1	AA+	Aa2	AA-	15,000,000.00	1.4000	0.3572	15,123,525.00	(106,621.58)	82,250.00	15,016,903.42	15,033,750.00	16,846.58
GENERAL ELEC CAP CORP / UBS FINANCIAL SERVICES															
500508	1/18/11	2/15/12	36962GXS8	AA+	Aa2	NR	5,000,000.00	5.8750	0.7089	5,276,100.00	(244,708.79)	110,972.22	5,031,391.21	5,050,550.00	19,158.79
Subtotal for MEDIUM TERM NOTE:							**36,750,000.00**	**2.5782**	**0.5165**	**37,498,355.80**	**(679,938.83)**	**388,118.05**	**36,818,416.97**	**36,863,280.00**	**44,863.03**
MEDIUM TERM NOTE FLOATER															
JP MORGAN CHASE & CO / JEFFERIES & COMPANY															
501980	1/25/11	2/1/12	073902PQ5	AA-	Aa1	AA	10,000,000.00	0.4294	0.3277	10,010,380.00	(9,515.00)	7,276.62	10,000,865.00	10,005,000.00	4,135.00
BERKSHIRE HATHAWAY INC / CASTLE OAK SECURITIES															
513134	3/25/11	2/10/12	084670AX6	AA+	Aa2	AA-	4,000,000.00	0.6242	0.4459	4,006,256.00	(5,478.86)	3,606.31	4,000,777.14	4,002,520.00	1,742.86
BERKSHIRE HATHAWAY INC / RBC															
526305	5/23/11	2/10/12	084670AX6	AA+	Aa2	AA-	2,600,000.00	0.6242	0.4369	2,603,502.20	(2,969.55)	2,344.10	2,600,532.65	2,601,638.00	1,105.35
Subtotal for MEDIUM TERM NOTE FLOATER:							**16,600,000.00**	**0.5069**	**0.3733**	**16,620,138.20**	**(17,963.41)**	**13,227.03**	**16,602,174.79**	**16,609,158.00**	**6,983.21**
MEDIUM TERM NOTE-FDIC															
GENERAL ELEC CAP CORP / RBC															
536886	7/28/11	3/12/12	36967HAN7	AA+	Aa2	NR	6,050,000.00	2.2500	0.2139	6,126,550.65	(52,286.83)	41,215.63	6,074,263.82	6,077,104.00	2,840.18

ORANGE COUNTY TREASURER-TAX COLLECTOR

Investment Inventory with Market Value by Entity & Instrument
Extended Fund, County and Educational Money Market Funds

As of 31-Dec-2011

Deal No.	Settle Date	Maturity Date	CUSIP	S&P	Moodys	Fitch	Face Value	Coupon	Purchase Yield	Capital	Capital Accrual	Interest Accrual	Book Value	Market Value *	Unrealized Gain/(Loss)
Issuer / Broker															
UNITED STATES DOLLAR															
Educational Money Mkt Fnd															
MEDIUM TERM NOTES															
MEDIUM TERM NOTE FLOATER															
MORGAN STANLEY / DEUTSCHE															
558319	11/22/11	3/13/12	61757UAP5	AA+	Aaa	AAA	4,000,000.00	2.2500	0.1003	4,026,488.00	(9,306.59)	9,750.00	4,017,181.41	4,023,240.00	6,058.59
JP MORGAN CHASE & CO / JP MORGAN CHASE & CO.															
560548	12/6/11	6/22/12	481247AE4	AA+	Aaa	AAA	6,000,000.00	2.1250	0.1225	6,065,370.00	(8,338.01)	3,187.50	6,057,031.99	6,059,760.00	2,728.01
Subtotal for MEDIUM TERM NOTE-FDIC:							**16,050,000.00**	**2.2033**	**0.1514**	**16,218,408.65**	**(69,931.43)**	**54,153.13**	**16,148,477.22**	**16,160,104.00**	**11,626.78**
Subtotal for MEDIUM TERM NOTES:							**92,561,000.00**	**1.6988**	**0.3566**	**93,550,677.41**	**(791,253.28)**	**467,870.39**	**92,759,424.13**	**92,842,109.83**	**82,685.70**
MUNICIPAL DEBT															
ORANGE COUNTY POB 2011A															
COUNTY OF ORANGE / COUNTY OF ORANGE															
511019	12/29/11	1/11/12	68428LCP7	A-1+			32,070,964.45	1.8200	1.8200	32,070,964.45	0.00	4,864.10	32,070,964.45	32,070,964.45	0.00
Subtotal for ORANGE COUNTY POB 2011A:							**32,070,964.45**	**1.8200**	**1.8200**	**32,070,964.45**	**0.00**	**4,864.10**	**32,070,964.45**	**32,070,964.45**	**0.00**
Subtotal for MUNICIPAL DEBT:							**32,070,964.45**	**1.8200**	**1.8200**	**32,070,964.45**	**0.00**	**4,864.10**	**32,070,964.45**	**32,070,964.45**	**0.00**
TREASURIES															
TREASURY BILL															
US TREASURY N/B / BNP PARIBAS															
563665	12/22/11	1/19/12	912795Y62	AA+	Aaa	AAA	25,000,000.00	0.0000	0.0350	24,999,319.44	0.00	243.06	24,999,319.44	25,000,029.50	710.06
Subtotal for TREASURY BILL:							**25,000,000.00**	**0.0000**	**0.0350**	**24,999,319.44**	**0.00**	**243.06**	**24,999,319.44**	**25,000,029.50**	**710.06**
Subtotal for TREASURIES:							**25,000,000.00**	**0.0000**	**0.0350**	**24,999,319.44**	**0.00**	**243.06**	**24,999,319.44**	**25,000,029.50**	**710.06**
Total Educational Money Mkt Fnd :							**2,095,458,023.31**	**0.2914**	**0.1452**	**2,097,486,370.36**	**(894,769.93)**	**714,514.34**	**2,096,597,164.55**	**2,096,783,910.93**	**186,746.38**
Net Asset Value (NAV):															**1.000089**
Extended Fund															
CERTIFICATES OF DEPOSIT															
YANKEE CD FLOATER															
RABOBANK NEDERLAND NV NY / UBS FINANCIAL SERVICES															
513645	3/28/11	4/24/12	74977MUM5	AAA	Aaa	AA+	50,000,000.00	0.3886	0.3886	50,000,000.00	0.00	2,158.89	50,000,000.00	49,992,950.00	(7,050.00)
Subtotal for YANKEE CD FLOATER:							**50,000,000.00**	**0.3886**	**0.3886**	**50,000,000.00**	**0.00**	**2,158.89**	**50,000,000.00**	**49,992,950.00**	**(7,050.00)**
Subtotal for CERTIFICATES OF DEPOSIT:							**50,000,000.00**	**0.3886**	**0.3886**	**50,000,000.00**	**0.00**	**2,158.89**	**50,000,000.00**	**49,992,950.00**	**(7,050.00)**
GOVERNMENT AGENCY															
GOVT AGENCY 1															
FED FARM CR BK / JP MORGAN CHASE & CO															
376905	2/24/09	4/24/12	31331GNQ8	AA+	Aaa	AAA	50,000,000.00	2.2500	2.2511	49,999,000.00	900.88	209,375.00	49,999,900.88	50,332,050.00	332,149.12
FED FARM CR BK / JP MORGAN CHASE & CO															
376906	2/24/09	4/24/12	31331GNQ8	AA+	Aaa	AAA	40,000,000.00	2.2500	2.2511	39,999,200.00	720.70	167,500.00	39,999,920.70	40,265,640.00	265,719.30
Subtotal for GOVT AGENCY 1:							**90,000,000.00**	**2.2500**	**2.2511**	**89,998,200.00**	**1,621.58**	**376,875.00**	**89,999,821.58**	**90,597,690.00**	**597,868.42**

ORANGE COUNTY TREASURER-TAX COLLECTOR

Investment Inventory with Market Value by Entity & Instrument
Extended Fund, County and Educational Money Market Funds

As of 31-Dec-2011

Deal No.	Settle Date	Maturity Date	CUSIP	S&P	Moodys	Fitch	Face Value	Coupon	Purchase Yield	Capital	Capital Accrual	Interest Accrual	Book Value	Market Value *	Unrealized Gain/(Loss)
Issuer / Broker															
UNITED STATES DOLLAR															
Extended Fund															
GOVERNMENT AGENCY															
GOVT AGENCY-FIX-30/360															
FED HM LN BK BD / UBS FINANCIAL SERVICES															
465839	7/13/10	1/13/12	3133XYZC2	AA+	Aaa	AAA	5,000,000.00	0.6700	0.6700	5,000,000.00	0.00	15,633.33	5,000,000.00	5,000,785.00	785.00
FED HM LN BK BD / CRED SUIS SECURITIES															
430275	12/30/09	2/24/12	3133XWFP9	AA+	Aaa	AAA	24,000,000.00	1.0500	1.3261	23,860,080.00	130,338.91	88,900.00	23,990,418.91	24,032,136.00	41,717.09
FED HM LN BK BD / JEFFERIES & COMPANY															
473239	8/19/10	5/18/12	3133XXPV3	AA+	Aaa	AAA	50,000,000.00	1.1250	0.5759	50,476,500.00	(372,715.42)	67,187.50	50,103,784.58	50,194,000.00	90,215.42
FED FARM CR BK / RBC															
452468	4/30/10	6/4/12	31331YU40	AA+	Aaa	AAA	25,000,000.00	3.8750	1.2458	26,354,500.00	(1,079,647.88)	72,656.25	25,274,852.12	25,397,350.00	122,497.88
FED HM LN BK BD / CANTOR FITZGERALD															
519315	4/27/11	6/8/12	3133XWKU2	AA+	Aaa	AAA	25,000,000.00	1.3750	0.3151	25,294,375.00	(179,120.95)	21,961.81	25,115,254.05	25,135,025.00	19,770.95
FANNIE MAE / JP MORGAN CHASE & CO															
537641	8/2/11	7/30/12	31398AT77	AA+	Aaa	AAA	10,050,000.00	1.1250	0.2936	10,132,912.50	(34,508.28)	46,795.31	10,098,404.22	10,107,938.25	9,534.03
FED HM LN BK BD / OPPENHEIMER & CO., INC															
560856	12/7/11	8/24/12	313375FJ1	AA+	Aaa	AAA	25,000,000.00	0.2200	0.1474	25,012,950.00	(1,209.34)	3,666.67	25,011,740.66	25,010,150.00	(1,590.66)
FANNIE MAE / CASTLE OAK SECURITIES															
527718	6/9/11	10/30/12	31398A4T6	AA+	Aaa	AAA	10,000,000.00	0.5000	0.2900	10,025,660.00	(10,345.95)	8,472.22	10,015,314.05	10,019,400.00	4,085.95
FANNIE MAE / DEUTSCHE															
527719	6/9/11	10/30/12	31398A4T6	AA+	Aaa	AAA	10,000,000.00	0.5000	0.3011	10,024,300.00	(9,797.60)	8,472.22	10,014,502.40	10,019,400.00	4,897.60
FREDDIE MAC / RBC															
527720	6/9/11	10/30/12	3134G1VG6	AA+	Aaa	AAA	8,000,000.00	0.6250	0.2841	8,033,328.00	(13,437.64)	8,472.22	8,019,890.36	8,028,272.00	8,381.64
FANNIE MAE / MESIROW FINANCIAL															
528497	6/14/11	10/30/12	31398A4T6	AA+	Aaa	AAA	10,000,000.00	0.5000	0.3398	10,022,000.00	(8,737.90)	8,472.22	10,013,262.10	10,019,400.00	6,137.90
FANNIE MAE / BANK OF AMERICA															
559203	11/29/11	10/30/12	31398A4T6	AA+	Aaa	AAA	46,401,000.00	0.5000	0.1831	46,536,026.91	(13,053.96)	20,622.67	46,522,972.95	46,491,017.94	(31,955.01)
FED HM LN BK BD / JP MORGAN CHASE & CO															
560854	12/7/11	11/29/12	313376DW2	AA+	Aaa	AAA	25,000,000.00	0.2000	0.2034	24,999,175.00	56.25	3,333.33	24,999,231.25	24,996,925.00	(2,306.25)
FED HM LN BK BD / JP MORGAN CHASE & CO															
560855	12/7/11	11/29/12	313376DW2	AA+	Aaa	AAA	25,000,000.00	0.2000	0.2034	24,999,175.00	56.25	3,333.33	24,999,231.25	24,996,925.00	(2,306.25)
FREDDIE MAC / UBS FINANCIAL SERVICES															
536330	7/26/11	11/30/12	3137EACP2	AA+	Aaa	AAA	15,000,000.00	0.3750	0.3921	14,996,550.00	1,104.86	4,843.75	14,997,654.86	15,024,525.00	26,870.14
FREDDIE MAC / BNP PARIBAS															
527716	6/9/11	12/28/12	3137EACQ0	AA+	Aaa	AAA	10,000,000.00	0.6250	0.3527	10,042,120.00	(15,220.47)	520.83	10,026,899.53	10,043,700.00	16,800.47
FREDDIE MAC / DEUTSCHE															
527717	6/9/11	12/28/12	3137EACQ0	AA+	Aaa	AAA	10,000,000.00	0.6250	0.3548	10,041,800.00	(15,104.83)	520.83	10,026,695.17	10,043,700.00	17,004.83
FREDDIE MAC / JP MORGAN CHASE & CO															
528013	6/10/11	12/28/12	3134G1P65	AA+	Aaa	AAA	10,000,000.00	0.7500	0.3920	10,055,260.00	(19,905.48)	625.00	10,035,354.52	10,051,110.00	15,755.48

ORANGE COUNTY TREASURER-TAX COLLECTOR

Investment Inventory with Market Value by Entity & Instrument
Extended Fund, County and Educational Money Market Funds

As of 31-Dec-2011

Deal No.	Settle Date	Maturity Date	CUSIP	S&P	Moodys	Fitch	Face Value	Coupon	Purchase Yield	Capital	Capital Accrual	Interest Accrual	Book Value	Market Value *	Unrealized Gain/(Loss)
Issuer / Broker															
UNITED STATES DOLLAR															
Extended Fund															
GOVERNMENT AGENCY															
GOVT AGENCY-FIX-30/360															
FREDDIE MAC / JP MORGAN CHASE & CO															
528781	6/15/11	12/28/12	3134G1P65	AA+	Aaa	AAA	10,000,000.00	0.7500	0.3990	10,053,690.00	(19,029.37)	625.00	10,034,660.63	10,051,110.00	16,449.37
FANNIE MAE / CANTOR FITZGERALD															
531472	6/29/11	12/28/12	31398A6F4	AA+	Aaa	AAA	50,000,000.00	0.3750	0.4387	49,952,500.00	16,038.96	1,562.50	49,968,538.96	50,095,000.00	126,461.04
FREDDIE MAC / JP MORGAN CHASE & CO															
531473	6/29/11	12/28/12	3134G1P65	AA+	Aaa	AAA	50,000,000.00	0.7500	0.4410	50,230,300.00	(77,763.64)	3,125.00	50,152,536.36	50,255,550.00	103,013.64
FREDDIE MAC / CRED SUIS SECURITIES															
531474	6/29/11	12/28/12	3137EACQ0	AA+	Aaa	AAA	25,000,000.00	0.6250	0.4526	25,064,250.00	(21,694.81)	1,302.08	25,042,555.19	25,109,250.00	66,694.81
FREDDIE MAC / MESIROW FINANCIAL															
531475	6/29/11	12/28/12	3137EACQ0	AA+	Aaa	AAA	25,000,000.00	0.6250	0.4332	25,071,500.00	(24,142.86)	1,302.08	25,047,357.14	25,109,250.00	61,892.86
FANNIE MAE / MORGAN STANLEY															
536628	7/27/11	12/28/12	31398A6F4	AA+	Aaa	AAA	6,000,000.00	0.3750	0.4068	5,997,300.00	813.70	187.50	5,998,113.70	6,011,400.00	13,286.30
FANNIE MAE / CASTLE OAK SECURITIES															
536702	7/28/11	12/28/12	31398A6F4	AA+	Aaa	AAA	11,000,000.00	0.3750	0.4381	10,990,210.00	2,937.00	343.75	10,993,147.00	11,020,900.00	27,753.00
FED FARM CR BK / JEFFERIES & COMPANY															
532769	7/7/11	1/7/13	31331KQU7	AA+	Aaa	AAA	25,000,000.00	0.4000	0.4000	25,000,000.00	0.00	48,333.33	25,000,000.00	25,052,800.00	52,800.00
FED FARM CR BK / UBS FINANCIAL SERVICES															
437312	2/8/10	2/21/13	31331JBV4	AA+	Aaa	AAA	25,000,000.00	1.7500	1.5473	25,149,750.00	(93,576.62)	157,986.11	25,056,173.38	25,438,125.00	381,951.62
FANNIE MAE / RBC															
437310	2/8/10	2/22/13	31398AE24	AA+	Aaa	AAA	25,000,000.00	1.7500	1.5130	25,175,375.00	(109,489.15)	156,770.83	25,065,885.85	25,441,000.00	375,114.15
FANNIE MAE / JP MORGAN CHASE & CO															
437311	2/8/10	2/22/13	31398AE24	AA+	Aaa	AAA	25,000,000.00	1.7500	1.5310	25,162,000.00	(101,138.94)	156,770.83	25,060,861.06	25,441,000.00	380,138.94
FANNIE MAE / UBS FINANCE (DE) LLC															
548832	9/30/11	2/22/13	31398AE24	AA+	Aaa	AAA	15,000,000.00	1.7500	0.3476	15,292,350.00	(52,995.72)	66,354.17	15,239,354.28	15,264,600.00	25,245.72
FED HM LN BK BD / DEUTSCHE															
550131	10/7/11	3/8/13	3133XWX87	AA+	Aaa	AAA	10,000,000.00	1.7500	0.3906	10,192,232.00	(31,599.78)	40,833.33	10,160,632.22	10,178,650.00	18,017.78
FED HM LN BK BD / BANK OF AMERICA															
550400	10/11/11	3/8/13	3133XWX87	AA+	Aaa	AAA	10,000,000.00	1.7500	0.4120	10,187,680.00	(29,614.20)	38,888.89	10,158,065.80	10,178,650.00	20,584.20
FED HM LN BK BD / OPPENHEIMER & CO., INC															
549643	10/5/11	3/19/13	313375NC7	AA+	Aaa	AAA	25,000,000.00	0.3000	0.3873	24,968,350.00	5,194.47	17,916.67	24,973,544.47	25,007,550.00	34,005.53
FED FARM CR BK / BARCLAYS CAPITAL															
560524	12/6/11	3/27/13	31331K2H2	AA+	Aaa	AAA	25,000,000.00	0.2200	0.2277	24,997,500.00	132.70	3,819.44	24,997,632.70	24,991,300.00	(6,332.70)
FREDDIE MAC / DEUTSCHE															
504054	2/4/11	3/28/13	3137EACS6	AA+	Aaa	AAA	50,000,000.00	0.7500	0.8639	49,879,000.00	51,120.16	96,875.00	49,930,120.16	50,337,250.00	407,129.84
FREDDIE MAC / DEUTSCHE															
504055	2/4/11	3/28/13	3137EACS6	AA+	Aaa	AAA	50,000,000.00	0.7500	0.8639	49,879,000.00	51,120.16	96,875.00	49,930,120.16	50,337,250.00	407,129.84

ORANGE COUNTY TREASURER-TAX COLLECTOR

Investment Inventory with Market Value by Entity & Instrument
Extended Fund, County and Educational Money Market Funds

As of 31-Dec-2011

Deal No.	Settle Date	Maturity Date	CUSIP	S&P	Moodys	Fitch	Face Value	Coupon	Purchase Yield	Capital	Capital Accrual	Interest Accrual	Book Value	Market Value *	Unrealized Gain/(Loss)
Issuer / Broker															
UNITED STATES DOLLAR															
Extended Fund															
GOVERNMENT AGENCY															
GOVT AGENCY-FIX-30/360															
FREDDIE MAC / JP MORGAN CHASE & CO															
441606	3/4/10	4/15/13	3137EACJ6	AA+	Aaa	AAA	50,000,000.00	1.6250	1.6710	49,930,000.00	41,025.87	171,527.78	49,971,025.87	50,905,500.00	934,474.13
FREDDIE MAC / OPPENHEIMER & CO., INC															
548264	9/28/11	4/19/13	3134G1VX9	AA+	Aaa	AAA	11,000,000.00	0.8000	0.3790	11,071,874.00	(11,914.94)	17,600.00	11,059,959.06	11,072,303.00	12,343.94
FED HM LN BK BD / CANTOR FITZGERALD															
557237	11/16/11	5/3/13	313376A96	AA+	Aaa	N.A	10,000,000.00	0.3700	0.3330	10,005,400.00	(461.10)	4,625.00	10,004,938.90	10,009,490.00	4,551.10
FED HM LN BK BD / BNP PARIBAS															
557238	11/16/11	5/3/13	313376A96	AA+	Aaa	N.A	15,000,000.00	0.3700	0.3385	15,006,900.00	(589.18)	6,937.50	15,006,310.82	15,014,235.00	7,924.18
FED FARM CR BK / UBS FINANCIAL SERVICES															
560525	12/6/11	5/24/13	31331K2J8	AA+	Aaa	AAA	20,000,000.00	0.2500	0.2500	20,000,000.00	0.00	3,472.22	20,000,000.00	19,989,140.00	(10,860.00)
FED FARM CR BK / MESIROW FINANCIAL															
560535	12/6/11	5/24/13	31331K2J8	AA+	Aaa	AAA	5,000,000.00	0.2500	0.2568	4,999,500.00	23.67	868.06	4,999,523.67	4,997,285.00	(2,238.67)
FED FARM CR BK / OPPENHEIMER & CO., INC															
561384	12/9/11	5/24/13	31331K2J8	AA+	Aaa	AAA	10,000,000.00	0.2500	0.2651	9,997,800.00	92.19	1,527.78	9,997,892.19	9,994,570.00	(3,322.19)
FED HM LN BK BD / OPPENHEIMER & CO., INC															
563538	12/21/11	6/6/13	313376LQ6	AA+	Aaa	AAA	6,175,000.00	0.3500	0.3299	6,176,803.10	(34.34)	600.35	6,176,768.76	6,177,945.48	1,176.72
FED HM LN BK BD / UBS FINANCIAL SERVICES															
563539	12/21/11	6/21/13	3133XXYX9	AA+	Aaa	AAA	20,000,000.00	1.8750	0.3148	20,466,600.00	(8,640.74)	10,416.67	20,457,959.26	20,470,000.00	12,040.74
FED HM LN BK BD / OPPENHEIMER & CO., INC															
563540	12/21/11	6/21/13	3133XXYX9	AA+	Aaa	AAA	25,000,000.00	1.8750	0.3149	25,583,200.00	(10,800.00)	13,020.83	25,572,400.00	25,587,500.00	15,100.00
FANNIE MAE / BANK OF AMERICA															
557815	11/18/11	6/26/13	31398AT44	AA+	Aaa	AAA	30,000,000.00	1.5000	0.3861	30,534,300.00	(39,748.96)	6,250.00	30,494,551.04	30,548,250.00	53,698.96
FED HM LN BK BD / BNP PARIBAS															
558905	11/28/11	7/9/13	313376KA2	AA+	Aaa	N.A	50,000,000.00	0.4000	0.4200	49,983,950.00	911.62	18,333.34	49,984,861.62	50,049,750.00	64,888.38
FED HM LN BK BD / OPPENHEIMER & CO., INC															
547752	9/26/11	8/28/13	313374Y61	AA+	Aaa	AAA	15,000,000.00	0.5000	0.3762	15,035,520.00	(4,876.30)	19,791.67	15,030,643.70	15,049,800.00	19,156.30
FED HM LN BK BD / JP MORGAN CHASE & CO															
549642	10/5/11	8/28/13	313374Y61	AA+	Aaa	AAA	22,400,000.00	0.5000	0.4430	22,424,080.00	(3,032.04)	26,755.56	22,421,047.96	22,474,368.00	53,320.04
FED HM LN BK BD / UBS FINANCIAL SERVICES															
550967	10/13/11	8/28/13	313374Y61	AA+	Aaa	AAA	20,000,000.00	0.5000	0.5010	19,999,620.00	43.91	21,666.67	19,999,663.91	20,066,400.00	66,736.09
FED FARM CR BK / CANTOR FITZGERALD															
547753	9/26/11	9/23/13	31331KZJ2	AA+	Aaa	AAA	10,000,000.00	0.3500	0.4141	9,987,300.00	1,682.71	9,236.11	9,988,982.71	9,995,810.00	6,827.29
FANNIE MAE / RBC															
549639	10/5/11	9/30/13	31398A2M3	AA+	Aaa	AAA	7,500,000.00	1.1250	0.4591	7,598,625.00	(11,862.59)	20,156.25	7,586,762.41	7,597,260.00	10,497.59
FANNIE MAE / CASTLE OAK SECURITIES															
550968	10/13/11	10/8/13	31398A4H2	AA+	Aaa	AAA	15,000,000.00	1.1250	0.5306	15,175,905.00	(19,189.64)	36,562.50	15,156,715.36	15,195,855.00	39,139.64

ORANGE COUNTY TREASURER-TAX COLLECTOR

Investment Inventory with Market Value by Entity & Instrument
Extended Fund, County and Educational Money Market Funds

As of 31-Dec-2011

Deal No.	Settle Date	Maturity Date	CUSIP	S&P	Moodys	Fitch	Face Value	Coupon	Purchase Yield	Capital	Capital Accrual	Interest Accrual	Book Value	Market Value *	Unrealized Gain/(Loss)
Issuer / Broker															
UNITED STATES DOLLAR															
Extended Fund															
GOVERNMENT AGENCY															
GOVT AGENCY-FIX-30/360															
FREDDIE MAC / CANTOR FITZGERALD															
551228	10/14/11	10/15/13	3134G2U42	AA+	Aaa	AAA	15,000,000.00	0.3750	0.5230	14,955,825.00	4,717.72	11,875.00	14,960,542.72	14,997,075.00	36,532.28
FREDDIE MAC / CASTLE OAK SECURITIES															
557821	11/18/11	10/15/13	3134G23H3	AA+	Aaa	AAA	3,500,000.00	0.5000	0.5612	3,495,940.00	254.12	2,090.28	3,496,194.12	3,507,091.00	10,896.88
FANNIE MAE / OPPENHEIMER & CO., INC															
556339	11/10/11	10/22/13	31398A4S8	AA+	Aaa	AAA	14,000,000.00	1.0500	0.4400	14,165,620.00	(12,032.22)	20,825.00	14,153,587.78	14,166,054.00	12,466.22
FANNIE MAE / CASTLE OAK SECURITIES															
557239	11/16/11	10/22/13	31398A4S8	AA+	Aaa	AAA	3,300,000.00	1.0500	0.5320	3,332,835.00	(2,122.95)	4,331.25	3,330,712.05	3,339,141.30	8,429.25
FREDDIE MAC / JP MORGAN CHASE & CO															
556340	11/10/11	10/30/13	3137EACX5	AA+	Aaa	AAA	25,000,000.00	0.3750	0.4362	24,970,000.00	2,154.93	13,281.25	24,972,154.93	25,013,125.00	40,970.07
FREDDIE MAC / CITIGROUP GLOBAL MARKETS															
556633	11/14/11	10/30/13	3137EACX5	AA+	Aaa	AAA	25,000,000.00	0.3750	0.4642	24,956,500.00	2,895.89	12,239.58	24,959,395.89	25,013,125.00	53,729.11
FED HM LN BK BD / MORGAN STANLEY															
551227	10/14/11	11/27/13	3133762C8	AA+	Aaa	AAA	40,000,000.00	0.3750	0.4990	39,895,600.00	10,535.78	14,166.67	39,906,135.78	40,016,200.00	110,064.22
FED FARM CR BK / CASTLE OAK SECURITIES															
548263	9/28/11	12/23/13	31331J6A6	AA+	Aaa	AAA	7,575,000.00	1.3000	0.5000	7,709,569.88	(15,546.58)	2,188.33	7,694,023.30	7,703,153.85	9,130.55
FREDDIE MAC / CASTLE OAK SECURITIES															
547992	9/27/11	9/19/14	3134G2YJ5	AA+	Aaa	AAA	10,000,000.00	0.5000	0.6528	9,955,000.00	3,945.90	13,055.56	9,958,945.90	9,954,280.00	(4,665.90)
Subtotal for GOVT AGENCY-FIX-30/360:							**1,290,901,000.00**	**0.8481**	**0.5728**	**1,296,563,966.39**	**(2,147,504.64)**	**1,757,762.21**	**1,294,416,461.75**	**1,298,837,100.82**	**4,420,639.07**
GOV'T AGY - CALLABLE															
FED HM LN BK BD / JP MORGAN CHASE & CO															
531458	6/29/11	7/16/12	313374F70	AA+	Aaa	AAA	20,000,000.00	0.3300	0.3300	20,000,000.00	0.00	366.67	20,000,000.00	20,010,860.00	10,860.00
FED HM LN BK BD / DEUTSCHE															
534145	7/14/11	7/25/12	313374KV1	AA+	Aaa	AAA	25,000,000.00	0.3500	0.3501	25,000,000.00	0.00	18,715.28	25,000,000.00	25,001,900.00	1,900.00
FED HM LN BK BD / DEUTSCHE															
536703	7/28/11	8/10/12	313374SU5	AA+	Aaa	AAA	15,000,000.00	0.3500	0.3501	15,000,000.00	0.00	9,187.50	15,000,000.00	15,002,580.00	2,580.00
FREDDIE MAC / OPPENHEIMER & CO., INC															
532823	7/8/11	2/8/13	3134G12L7	AA+	Aaa	AAA	17,700,000.00	0.8500	0.6489	17,755,949.70	(46,091.90)	59,762.08	17,709,857.80	17,715,399.00	5,541.20
FREDDIE MAC / OPPENHEIMER & CO., INC															
533627	7/12/11	2/8/13	3134G12L7	AA+	Aaa	AAA	12,300,000.00	0.8500	0.6514	12,338,130.00	(31,281.41)	41,529.58	12,306,848.59	12,310,701.00	3,852.41
FREDDIE MAC / OPPENHEIMER & CO., INC															
537706	8/3/11	2/8/13	3134G12L7	AA+	Aaa	AAA	2,100,000.00	0.8500	0.6646	2,105,854.80	(4,683.84)	7,090.42	2,101,170.96	2,101,827.00	656.04
FREDDIE MAC / UBS FINANCIAL SERVICES															
507911	2/25/11	4/19/13	3134G1VX9	AA+	Aaa	AAA	21,800,000.00	0.8000	0.9648	21,723,700.00	76,300.00	34,880.00	21,800,000.00	21,943,291.40	143,291.40
FREDDIE MAC / UBS FINANCIAL SERVICES															
548268	9/28/11	8/22/13	3134G2WU2	AA+	Aaa	AAA	50,000,000.00	0.6000	0.5834	50,015,625.00	(10,091.15)	77,500.00	50,005,533.85	50,031,850.00	26,316.15

ORANGE COUNTY TREASURER-TAX COLLECTOR

Investment Inventory with Market Value by Entity & Instrument
Extended Fund, County and Educational Money Market Funds

As of 31-Dec-2011

Deal No.	Settle Date	Maturity Date	CUSIP	S&P	Moodys	Fitch	Face Value	Coupon	Purchase Yield	Capital	Capital Accrual	Interest Accrual	Book Value	Market Value *	Unrealized Gain/(Loss)
Issuer / Broker															
UNITED STATES DOLLAR															
Extended Fund															
GOVERNMENT AGENCY															
GOV'T AGY - CALLABLE															
FREDDIE MAC / CRED SUIS SECURITIES															
559201	11/29/11	8/23/13	3134G2VW9	AA+	Aaa	AAA	25,000,000.00	0.6000	0.5999	25,000,000.00	0.00	13,333.33	25,000,000.00	25,053,525.00	53,525.00
FANNIE MAE / RBC															
549107	10/3/11	10/3/13	3135G0DR1	AA+	Aaa	AAA	15,000,000.00	0.5000	0.5277	14,991,750.00	4,033.33	18,333.33	14,995,783.33	15,005,895.00	10,111.67
FANNIE MAE / CANTOR FITZGERALD															
549108	10/3/11	10/3/13	3135G0DR1	AA+	Aaa	AAA	25,000,000.00	0.5000	0.5252	24,987,500.00	6,111.11	30,555.56	24,993,611.11	25,009,825.00	16,213.89
FREDDIE MAC / CITIGROUP GLOBAL MARKETS															
549109	10/3/11	10/3/13	3134G2Q62	AA+	Aaa	AAA	25,000,000.00	0.5000	0.5252	24,987,500.00	6,111.11	30,555.56	24,993,611.11	25,009,825.00	16,213.89
FANNIE MAE / DEUTSCHE															
555234	11/4/11	10/18/13	3135G0DV2	AA+	Aaa	N.A	25,000,000.00	0.5500	0.5551	24,997,500.00	868.90	21,770.83	24,998,368.90	25,018,125.00	19,756.10
FANNIE MAE / JEFFERIES & COMPANY															
500503	1/18/11	10/22/13	31398A4S8	AA+	Aaa	AAA	25,000,000.00	1.0500	1.1846	24,908,750.00	91,250.00	50,312.50	25,000,000.00	25,296,525.00	296,525.00
FANNIE MAE / DEUTSCHE															
507981	2/28/11	10/22/13	31398A4S8	AA+	Aaa	AAA	25,000,000.00	1.0500	1.3102	24,831,000.00	169,000.00	50,312.50	25,000,000.00	25,296,525.00	296,525.00
FANNIE MAE / MORGAN STANLEY															
553179	10/25/11	10/25/13	3135G0EH2	AA+	Aaa	AAA	25,000,000.00	0.6250	0.6452	24,990,000.00	3,666.67	28,645.83	24,993,666.67	25,030,025.00	36,358.33
FANNIE MAE / RBC															
556631	11/14/11	11/14/13	3135G0FG3	AA+	Aaa	N.A	10,000,000.00	0.6000	0.5849	10,003,000.00	(391.67)	7,833.33	10,002,608.33	10,020,290.00	17,681.67
FANNIE MAE / BNP PARIBAS															
556632	11/14/11	11/14/13	3135G0FG3	AA+	Aaa	N.A	25,000,000.00	0.6000	0.5799	25,010,000.00	(1,305.56)	19,583.33	25,008,694.44	25,050,725.00	42,030.56
FANNIE MAE / BANK OF AMERICA															
556891	11/15/11	11/15/13	3135G0FP3	AA+	Aaa	AAA	25,000,000.00	0.5500	0.5500	25,000,000.00	0.00	17,569.44	25,000,000.00	25,035,700.00	35,700.00
FED HM LN BK BD / CANTOR FITZGERALD															
558036	11/21/11	11/21/13	3135G0FN8	AA+	Aaa	N.A	15,000,000.00	0.5500	0.5903	14,988,000.00	1,333.33	9,166.67	14,989,333.33	15,019,155.00	29,821.67
FREDDIE MAC / RBC															
559202	11/29/11	11/29/13	3134G26U1	AA+	Aaa	N.A	25,000,000.00	0.5000	0.6512	24,925,000.00	6,666.67	11,111.11	24,931,666.67	25,016,400.00	84,733.33
FREDDIE MAC / DEUTSCHE															
560567	12/6/11	12/6/13	3134G3AC4	AA+	Aaa	AAA	20,000,000.00	0.6000	0.6832	19,967,000.00	2,291.67	8,333.33	19,969,291.67	20,038,380.00	69,088.33
FREDDIE MAC / DEUTSCHE															
560568	12/6/11	12/6/13	3134G3AC4	AA+	Aaa	AAA	10,000,000.00	0.6000	0.6933	9,981,500.00	1,284.72	4,166.67	9,982,784.72	10,019,190.00	36,405.28
FANNIE MAE / MESIROW FINANCIAL															
538160	8/4/11	1/24/14	31398A7L0	AA+	Aaa	AAA	25,000,000.00	1.4500	1.2366	25,129,500.00	(111,979.41)	148,020.84	25,017,520.59	25,019,625.00	2,104.41
FANNIE MAE / UBS FINANCIAL SERVICES															
533629	7/12/11	3/28/14	3135G0BF9	AA+	Aaa	AAA	20,000,000.00	1.5000	1.2364	20,140,000.00	(92,421.88)	77,500.00	20,047,578.12	20,065,880.00	18,301.88
FANNIE MAE / MESIROW FINANCIAL															
533630	7/12/11	3/28/14	3135G0BF9	AA+	Aaa	AAA	25,795,000.00	1.5000	1.2327	25,978,144.50	(120,903.99)	99,955.63	25,857,240.51	25,879,968.73	22,728.22

ORANGE COUNTY TREASURER-TAX COLLECTOR

Investment Inventory with Market Value by Entity & Instrument
Extended Fund, County and Educational Money Market Funds

As of 31-Dec-2011

Deal No.	Settle Date	Maturity Date	CUSIP	S&P	Moodys	Fitch	Face Value	Coupon	Purchase Yield	Capital	Capital Accrual	Interest Accrual	Book Value	Market Value *	Unrealized Gain/(Loss)
Issuer / Broker															
UNITED STATES DOLLAR															
Extended Fund															
GOVERNMENT AGENCY															
GOV'T AGY - CALLABLE															
FREDDIE MAC / JP MORGAN CHASE & CO															
551502	10/17/11	10/17/14	3134G2T28	AA+	Aaa	AAA	15,000,000.00	0.7500	0.7906	14,982,000.00	7,400.00	23,125.00	14,989,400.00	14,976,870.00	(12,530.00)
FREDDIE MAC / BANK OF AMERICA															
551503	10/17/11	10/17/14	3134G2X98	AA+	Aaa	AAA	15,000,000.00	0.7500	0.7500	15,000,000.00	0.00	23,125.00	15,000,000.00	14,987,835.00	(12,165.00)
FANNIE MAE / BNP PARIBAS															
551504	10/17/11	10/17/14	3135G0EC3	AA+	Aaa	AAA	20,000,000.00	0.8000	0.8338	19,980,000.00	8,222.22	32,888.89	19,988,222.22	19,983,140.00	(5,082.22)
FANNIE MAE / JEFFERIES & COMPANY															
551505	10/17/11	10/17/14	3135G0DT7	AA+	Aaa	AAA	15,000,000.00	0.8000	0.8423	14,981,250.00	7,708.33	24,666.67	14,988,958.33	14,965,320.00	(23,638.33)
FANNIE MAE / DEUTSCHE															
553429	10/26/11	10/24/14	3135G0EJ8	AA+	Aaa	AAA	15,000,000.00	0.8500	0.8737	14,989,500.00	1,906.42	23,020.83	14,991,406.42	15,011,160.00	19,753.58
FANNIE MAE / GREENWICH CAPITAL															
555542	11/7/11	11/7/14	3135G0EQ2	AA+	Aaa	AAAe	10,000,000.00	1.0000	1.0034	9,999,000.00	150.00	15,000.00	9,999,150.00	10,024,900.00	25,750.00
FANNIE MAE / GREENWICH CAPITAL															
555543	11/7/11	11/7/14	3135G0EQ2	AA+	Aaa	AAAe	15,000,000.00	1.0000	1.0085	14,996,250.00	562.50	22,500.00	14,996,812.50	15,037,350.00	40,537.50
FANNIE MAE / BNP															
533628	7/12/11	4/20/15	3136FRFU2	AA+	Aaa	AAA	5,000,000.00	2.0500	1.7750	5,049,900.00	(30,334.89)	20,215.28	5,019,565.11	5,028,680.00	9,114.89
FANNIE MAE / UBS FINANCIAL SERVICES															
547754	9/26/11	9/14/15	3136FRT29	AA+	Aaa	AAA	23,854,000.00	1.0000	1.0000	23,854,000.00	0.00	62,948.06	23,854,000.00	23,798,014.66	(55,985.34)
FREDDIE MAC / OPPENHEIMER & CO., INC															
523632	5/18/11	3/2/16	3128X8PJ5	AA+	Aaa	AAA	25,000,000.00	3.4400	2.9219	25,574,150.00	(450,829.05)	284,277.78	25,123,320.95	25,121,750.00	(1,570.95)
FREDDIE MAC / BNP PARIBAS															
547991	9/27/11	9/9/16	3134G2B76	AA+	Aaa	AAA	20,000,000.00	1.6000	1.5894	20,010,000.00	(10,000.00)	83,555.56	20,000,000.00	19,996,000.00	(4,000.00)
FANNIE MAE / FTN FINANCIAL															
548270	9/28/11	9/20/16	3136FR3N1	AA+	Aaa	AAA	25,000,000.00	1.3500	1.3375	25,015,000.00	(3,963.07)	87,187.50	25,011,036.93	24,931,100.00	(79,936.93)
FREDDIE MAC / RBC															
547990	9/27/11	9/21/16	3134G2F64	AA+	Aaa	AAA	15,000,000.00	1.5000	1.4582	15,030,000.00	(7,966.10)	58,750.00	15,022,033.90	15,018,000.00	(4,033.90)
FREDDIE MAC / JP MORGAN CHASE & CO															
548269	9/28/11	9/21/16	3134G2F64	AA+	Aaa	AAA	15,000,000.00	1.5000	1.4797	15,014,550.00	(3,833.29)	58,125.00	15,010,716.71	15,018,000.00	7,283.29
FANNIE MAE / DEUTSCHE															
549637	10/5/11	10/3/16	3135G0DS9	AA+	Aaa	AAA	25,000,000.00	2.0000	1.8547	25,172,525.00	(83,354.78)	119,444.44	25,089,170.22	25,096,400.00	7,229.78
Subtotal for GOV'T AGY - CALLABLE:							**813,549,000.00**	**0.9492**	**0.9251**	**814,403,529.00**	**(614,565.01)**	**1,834,921.33**	**813,788,963.99**	**814,998,511.79**	**1,209,547.80**
GOV'T AGY - STEP UP															
FREDDIE MAC / RBC															
536327	7/26/11	7/26/13	3134G2TR3	AA+	Aaa	AAA	50,000,000.00	0.4500	0.4500	50,000,000.00	0.00	96,875.00	50,000,000.00	50,082,900.00	82,900.00
FANNIE MAE / CANTOR FITZGERALD															
520769	5/4/11	1/27/14	3136FP4X2	AA+	Aaa	AAA	15,000,000.00	0.8000	0.7036	15,039,000.00	(35,144.49)	51,333.33	15,003,855.51	15,006,975.00	3,119.49

ORANGE COUNTY TREASURER-TAX COLLECTOR

Investment Inventory with Market Value by Entity & Instrument
Extended Fund, County and Educational Money Market Funds

As of 31-Dec-2011

Deal No.	Settle Date	Maturity Date	CUSIP	S&P	Moodys	Fitch	Face Value	Coupon	Purchase Yield	Capital	Capital Accrual	Interest Accrual	Book Value	Market Value *	Unrealized Gain/(Loss)
Issuer / Broker															
UNITED STATES DOLLAR															
Extended Fund															
GOVERNMENT AGENCY															
GOV'T AGY - STEP UP															
FANNIE MAE / RBC															
538257	8/5/11	2/14/14	3136FP6Y8	AA+	Aaa	AAA	25,000,000.00	0.7500	0.6780	25,045,000.00	(34,761.90)	71,354.17	25,010,238.10	25,018,350.00	8,111.90
FANNIE MAE / BARCLAY CAPITAL															
517625	4/18/11	4/18/14	3136FRGQ0	AA+	Aaa	AAA	15,710,000.00	1.0000	1.0594	15,682,507.50	19,321.12	31,856.39	15,701,828.62	15,750,893.13	49,064.51
FREDDIE MAC / OPPENHEIMER & CO., INC															
564978	12/29/11	7/18/14	3134G2QX3	AA+	Aaa	AAA	10,000,000.00	0.7500	0.7376	10,003,120.00	(328.42)	416.67	10,002,791.58	10,002,500.00	(291.58)
FANNIE MAE / BNP PARIBAS															
528252	6/13/11	8/17/15	3136FM7D0	AA+	Aaa	AAA	5,000,000.00	1.0000	0.9190	5,016,550.00	(13,429.92)	18,611.11	5,003,120.08	5,005,465.00	2,344.92
FREDDIE MAC / CRED SUIS SECURITIES															
549641	10/5/11	10/3/16	3134G2S60	AA+	Aaa	AAA	18,000,000.00	1.0000	1.0309	17,973,000.00	13,044.94	43,000.00	17,986,044.94	18,302,328.00	316,283.06
Subtotal for GOV'T AGY - STEP UP:							**138,710,000.00**	**0.7170**	**0.7006**	**138,759,177.50**	**(51,298.67)**	**313,446.67**	**138,707,878.83**	**139,169,411.13**	**461,532.30**
Subtotal for GOVERNMENT AGENCY:							**2,333,160,000.00**	**0.9296**	**0.7680**	**2,339,724,872.89**	**(2,811,746.74)**	**4,283,005.21**	**2,336,913,126.15**	**2,343,602,713.74**	**6,689,587.59**
MEDIUM TERM NOTES															
MEDIUM TERM NOTE															
BERKSHIRE HATHAWAY INC / WELLS FARGO BANK															
495270	12/20/10	2/10/12	084670AZ1	AA+	Aa2	AA-	4,550,000.00	1.4000	0.6670	4,587,765.00	(34,172.72)	24,949.17	4,553,592.28	4,560,237.50	6,645.22
GENERAL ELEC CAP CORP / CANTOR FITZGERALD															
501981	1/25/11	8/13/12	36962G4E1	AA+	Aa2	NR	10,000,000.00	3.5000	1.1931	10,353,200.00	(212,679.57)	134,166.67	10,140,520.43	10,180,400.00	39,879.57
GENERAL ELEC CAP CORP / CANTOR FITZGERALD															
480423	9/29/10	10/19/12	36962G3K8	AA+	Aa2	NR	5,000,000.00	5.2500	1.3662	5,392,250.00	(239,590.54)	52,500.00	5,152,659.46	5,182,550.00	29,890.54
GENERAL ELEC CAP CORP / RBC															
480424	9/29/10	10/19/12	36962G3K8	AA+	Aa2	NR	15,000,000.00	5.2500	1.3620	16,178,100.00	(719,596.22)	157,500.00	15,458,503.78	15,547,650.00	89,146.22
GENERAL ELEC CAP CORP / BANK OF AMERICA															
484309	10/20/10	10/19/12	36962G3K8	AA+	Aa2	NR	5,173,000.00	5.2500	1.2092	5,584,253.50	(246,523.31)	54,316.50	5,337,730.19	5,361,866.23	24,136.04
GENERAL ELEC CAP CORP / JEFFERIES & COMPANY															
489532	11/17/10	1/8/13	36962G4H4	AA+	Aa2	NR	11,445,000.00	2.8000	1.4062	11,780,281.28	(175,685.65)	153,998.83	11,604,595.63	11,671,038.75	66,443.12
BERKSHIRE HATHAWAY INC / JP MORGAN CHASE & CO															
438125	2/11/10	2/11/13	084670AU2	AA+	Aa2	AA-	50,000,000.00	2.1250	2.1371	49,982,500.00	11,018.52	413,194.44	49,993,518.52	50,933,000.00	939,481.48
BERKSHIRE HATHAWAY INC / JP MORGAN CHASE & CO															
438126	2/11/10	2/11/13	084670AU2	AA+	Aa2	AA-	20,000,000.00	2.1250	2.1371	19,993,000.00	4,407.41	165,277.78	19,997,407.41	20,373,200.00	375,792.59
WAL-MART STORES INC / WELLS FARGO BANK															
448521	4/9/10	4/15/13	931142CL5	AA	Aa2	AA	5,127,000.00	4.2500	1.9402	5,472,354.72	(197,799.85)	46,000.58	5,274,554.87	5,394,424.32	119,869.45
GENERAL ELEC CAP CORP / JEFFERIES & COMPANY															
474363	8/26/10	9/20/13	36962G3F9	AA+	Aa2	NR	9,515,000.00	5.4000	1.8527	10,516,596.48	(440,012.95)	144,152.25	10,076,583.53	10,227,197.75	150,614.22
MICROSOFT CORP / WELLS FARGO BANK															
455034	5/13/10	6/1/14	594918AB0	AAA	Aaa	AA+	10,000,000.00	2.9500	2.1560	10,306,300.00	(123,528.40)	24,583.33	10,182,771.60	10,611,800.00	429,028.40

ORANGE COUNTY TREASURER-TAX COLLECTOR

Investment Inventory with Market Value by Entity & Instrument
Extended Fund, County and Educational Money Market Funds

As of 31-Dec-2011

Deal No.	Settle Date	Maturity Date	CUSIP	S&P	Moodys	Fitch	Face Value	Coupon	Purchase Yield	Capital	Capital Accrual	Interest Accrual	Book Value	Market Value *	Unrealized Gain/(Loss)
Issuer / Broker															
UNITED STATES DOLLAR															
Extended Fund															
MEDIUM TERM NOTES															
MEDIUM TERM NOTE															
MICROSOFT CORP / WELLS FARGO BANK															
458212	6/1/10	6/1/14	594918AB0	AAA	Aaa	AA+	15,000,000.00	2.9500	2.0000	15,545,182.04	(215,801.22)	36,875.00	15,329,380.82	15,917,700.00	588,319.18
Subtotal for MEDIUM TERM NOTE:							**160,810,000.00**	**3.1170**	**1.8239**	**165,691,783.02**	**(2,589,964.50)**	**1,407,514.55**	**163,101,818.52**	**165,961,064.55**	**2,859,246.03**
MEDIUM TERM NOTE FLOATER															
GENERAL ELEC CAP CORP / STIFFEL NICOLAUS, LLC															
475449	9/1/10	7/27/12	36962GR89	AA+	Aa2	NR	25,017,000.00	0.5922	1.0593	24,795,999.82	154,859.12	27,161.88	24,950,858.94	25,048,271.25	97,412.31
GENERAL ELEC CAP CORP / JEFFERIES & COMPANY															
486851	11/2/10	7/27/12	36962GR89	AA+	Aa2	NR	10,185,000.00	0.5922	1.0060	10,112,197.62	48,879.95	11,058.23	10,161,077.57	10,197,731.25	36,653.68
GENERAL ELEC CAP CORP / JEFFERIES & COMPANY															
484570	10/21/10	8/2/12	36962GX58	AA+	Aa2	NR	4,392,000.00	0.5594	1.0308	4,355,309.23	24,629.60	4,095.10	4,379,938.83	4,376,408.40	(3,530.43)
GENERAL ELEC CAP CORP / BARCLAYS CAPITAL															
456075	5/19/10	11/1/12	36962GZ49	AA+	Aa2	NR	28,456,000.00	0.5594	1.6947	27,675,824.69	514,898.31	26,974.58	28,190,723.00	28,459,130.16	268,407.16
BERKSHIRE HATHAWAY INC / RBC															
465043	7/7/10	2/11/13	084670AY4	AA+	Aa2	AA-	17,500,000.00	0.8828	0.8500	17,514,770.00	(8,442.22)	20,598.20	17,506,327.78	17,574,725.00	68,397.22
Subtotal for MEDIUM TERM NOTE FLOATER:							**85,550,000.00**	**0.6391**	**1.2200**	**84,454,101.36**	**734,824.76**	**89,887.99**	**85,188,926.12**	**85,656,266.06**	**467,339.94**
MEDIUM TERM NOTE-FDIC															
JP MORGAN CHASE & CO / JP MORGAN CHASE & CO															
406412	2/23/09	6/15/12	481247AK0	A+	Aa3	AA-	25,000,000.00	2.2000	2.2200	24,984,500.00	13,367.45	24,444.44	24,997,867.45	25,232,750.00	234,882.55
GENERAL ELEC CAP CORP / CASTLE OAK SECURITIES															
548265	9/28/11	12/21/12	36967HAV9	AA+	Aa2	NR	15,000,000.00	2.1250	0.3251	15,331,275.00	(69,545.32)	8,854.17	15,261,729.68	15,281,250.00	19,520.32
Subtotal for MEDIUM TERM NOTE-FDIC:							**40,000,000.00**	**2.1719**	**1.5094**	**40,315,775.00**	**(56,177.87)**	**33,298.61**	**40,259,597.13**	**40,514,000.00**	**254,402.87**
Subtotal for MEDIUM TERM NOTES:							**286,360,000.00**	**2.2447**	**1.5996**	**290,461,659.38**	**(1,911,317.61)**	**1,530,701.15**	**288,550,341.77**	**292,131,330.61**	**3,580,988.84**
MUNICIPAL DEBT															
MUNI BOND CALLABLE															
OC TRANSPORTATION AUTHORITY / OCTA															
495288	12/19/10	8/15/13	68441MAF2	A	A1	A	75,000,000.00	1.5500	1.5502	75,000,000.00	0.00	439,096.47	75,000,000.00	75,393,750.00	393,750.00
OC TRANSPORTATION AUTHORITY / OCTA															
495289	12/19/10	8/15/13	68441MAG0	A	A1	A	25,000,000.00	1.5500	1.5502	25,000,000.00	0.00	146,365.49	25,000,000.00	25,000,000.00	0.00
Subtotal for MUNI BOND CALLABLE:							**100,000,000.00**	**1.5500**	**1.5502**	**100,000,000.00**	**0.00**	**585,461.96**	**100,000,000.00**	**100,393,750.00**	**393,750.00**
ORANGE COUNTY POB 2011A															
COUNTY OF ORANGE / COUNTY OF ORANGE															
511021	12/29/11	1/11/12	68428LCP7	A-1+			75,212,633.87	1.8200	1.8200	75,212,633.87	0.00	11,407.25	75,212,633.87	75,212,633.87	0.00
Subtotal for ORANGE COUNTY POB 2011A:							**75,212,633.87**	**1.8200**	**1.8200**	**75,212,633.87**	**0.00**	**11,407.25**	**75,212,633.87**	**75,212,633.87**	**0.00**
Subtotal for MUNICIPAL DEBT:							**175,212,633.87**	**1.6659**	**1.6660**	**175,212,633.87**	**0.00**	**596,869.21**	**175,212,633.87**	**175,606,383.87**	**393,750.00**
TREASURIES															
TREASURY BOND															

ORANGE COUNTY TREASURER-TAX COLLECTOR

Investment Inventory with Market Value by Entity & Instrument
Extended Fund, County and Educational Money Market Funds

As of 31-Dec-2011

Deal No.	Settle Date	Maturity Date	CUSIP	S&P	Moodys	Fitch	Face Value	Coupon	Purchase Yield	Capital	Capital Accrual	Interest Accrual	Book Value	Market Value *	Unrealized Gain/(Loss)
Issuer / Broker															
UNITED STATES DOLLAR															
Extended Fund															
TREASURIES															
TREASURY BOND															
US TREASURY N/B / JP MORGAN CHASE & CO															
513657	3/28/11	5/31/12	912828NE6	AA+	Aaa	AAA	50,000,000.00	0.7500	0.3900	50,210,937.50	(136,864.10)	32,786.89	50,074,073.40	50,144,531.50	70,458.10
US TREASURY N/B / BNP PARIBAS															
525210	5/26/11	11/30/12	912828PV6	AA+	Aaa	AAA	37,000,000.00	0.5000	0.3162	37,102,617.19	(40,750.51)	16,174.86	37,061,866.68	37,119,961.03	58,094.35
US TREASURY N/B / BARCLAY CAPITAL															
515585	4/6/11	3/31/13	912828QL7	AA+	Aaa	AAA	50,000,000.00	0.7541	0.8277	49,927,734.38	26,912.71	96,333.95	49,954,647.09	50,357,422.00	402,774.91
Subtotal for TREASURY BOND:							**137,000,000.00**	**0.6840**	**0.5298**	**137,241,289.07**	**(150,701.90)**	**145,295.70**	**137,090,587.17**	**137,621,914.53**	**531,327.36**
Subtotal for TREASURIES:							**137,000,000.00**	**0.6840**	**0.5298**	**137,241,289.07**	**(150,701.90)**	**145,295.70**	**137,090,587.17**	**137,621,914.53**	**531,327.36**
Total Extended Fund :							**2,981,732,633.87**	**1.0788**	**0.8833**	**2,992,640,455.21**	**(4,873,766.25)**	**6,558,030.16**	**2,987,766,688.96**	**2,998,955,292.75**	**11,188,603.79**
Net Asset Value (NAV):															**1.003745**
Total Investments:							**6,920,064,160.56**	**0.6268**	**0.4678**	**6,934,162,736.80**	**(6,435,584.73)**	**7,813,679.10**	**6,927,744,823.69**	**6,939,331,210.93**	**11,586,387.24**

Report Parameters

Deals [Settlement Date] <= 31-Dec-2011
Deals [Entity Name] include list County Money Mkt Fnd, Educational Money Mkt Fnd, Extended Fund, OC Extended Fund B
Bank Accounts [Account Name] include list BLACKROCK TEMPFUND-COUNTY MMF, BLACKROCK TEMPFUND-EDU...

* Market values provided by Bloomberg

ORANGE COUNTY TREASURER-TAX COLLECTOR

Investment Inventory with Market Value by Entity & Instrument
John Wayne Airport Investment Pool / Non-Pooled Investments

As of 31-Dec-2011

Deal No.	Settle Date	Maturity Date	CUSIP	S&P	Moodys	Fitch	Face Value	Coupon	Purchase Yield	Capital	Capital Accrual	Interest Accrual	Book Value	Market Value *	Unrealized Gain / (Loss)
Issuer / Broker															
UNITED STATES DOLLAR															
112-County Infrastructure															
FUNDS															
INVESCO STIC GOVERNMENT & AGENCY															
	1/3/12			AAAm	AAA-mf	AAAmmf	5,030,532.53	0.0000	0.0200	5,030,532.53	0.00	0.00	5,030,532.53	5,030,532.53	0.00
Subtotal for FUNDS:							**5,030,532.53**	**0.0000**	**0.0200**	**5,030,532.53**	**0.00**	**0.00**	**5,030,532.53**	**5,030,532.53**	**0.00**
Total 112-County Infrastructure :							**5,030,532.53**	**0.0000**	**0.0200**	**5,030,532.53**	**0.00**	**0.00**	**5,030,532.53**	**5,030,532.53**	**0.00**
Net Asset Value (NAV):															**1.000000**
15B-Housing 99A & 99B															
GOVERNMENT AGENCY															
MBS PASSTHROUGH															
GINNIE MAE /															
383458	12/20/11	9/20/29	36210RYF1	AA+	Aaa	AAA	120,095.22	6.2500	6.2500	120,095.22	0.00	229.35	120,095.22	120,095.22	0.00
Subtotal for MBS PASSTHROUGH:							**120,095.22**	**6.2500**	**6.2500**	**120,095.22**	**0.00**	**229.35**	**120,095.22**	**120,095.22**	**0.00**
Subtotal for GOVERNMENT AGENCY:							**120,095.22**	**6.2500**	**6.2500**	**120,095.22**	**0.00**	**229.35**	**120,095.22**	**120,095.22**	**0.00**
Total 15B-Housing 99A & 99B :							**120,095.22**	**6.2500**	**6.2500**	**120,095.22**	**0.00**	**229.35**	**120,095.22**	**120,095.22**	**0.00**
Net Asset Value (NAV):															**1.000000**
283-John Wayne Airport															
FUNDS															
GOLDMAN SACHS - JWA MMF															
	1/3/12			AAAm	AAA-mf		15,521.67	0.0000	0.0100	15,521.67	0.00	0.00	15,521.67	15,521.67	0.00
INVESCO STIC GOVERNMENT & AGENCY															
	1/3/12			AAAm	AAA-mf	AAAmmf	556,150.26	0.0000	0.0200	556,150.26	0.00	0.00	556,150.26	556,150.26	0.00
MORGAN STANLEY GOVT 8302-JWA MMF															
	1/3/12			AAAm	Aaa		1,498,782.01	0.0000	0.0300	1,498,782.01	0.00	0.00	1,498,782.01	1,498,782.01	0.00
Subtotal for FUNDS:							**2,070,453.94**	**0.0000**	**0.0272**	**2,070,453.94**	**0.00**	**0.00**	**2,070,453.94**	**2,070,453.94**	**0.00**
CERTIFICATES OF DEPOSIT															
YANKEE CD FLOATER															
ROYAL BANK OF CANADA / RBC															
522651	5/13/11	1/27/12	78009JZB4	A-1+	P-1	F1+	1,000,000.00	0.3936	0.3209	1,000,513.00	(461.50)	43.73	1,000,051.50	1,000,000.00	(51.50)
RABOBANK NEDERLAND NV NY / UBS FINANCIAL SERVICES															
513644	3/28/11	4/24/12	74977MUM5	AAA	Aaa	AA+	1,500,000.00	0.3886	0.3886	1,500,000.00	0.00	64.77	1,500,000.00	1,499,788.50	(211.50)
TORONTO DOMINION BANK NY / TDSI															
554221	10/31/11	5/4/12	89112YB36	AA+	Aaa	AAA	2,000,000.00	0.2914	0.3204	1,999,704.00	98.67	437.16	1,999,802.67	2,000,128.00	325.33
ROYAL BANK OF CANADA / RBC															
554216	10/31/11	7/9/12	78009J6M2	AA-	Aa1	N.A.	1,250,000.00	0.4011	0.3826	1,250,160.00	(39.37)	863.50	1,250,120.63	1,250,758.75	638.12
Subtotal for YANKEE CD FLOATER:							**5,750,000.00**	**0.3584**	**0.3518**	**5,750,377.00**	**(402.20)**	**1,409.16**	**5,749,974.80**	**5,750,675.25**	**700.45**

ORANGE COUNTY TREASURER-TAX COLLECTOR

Investment Inventory with Market Value by Entity & Instrument
John Wayne Airport Investment Pool / Non-Pooled Investments

As of 31-Dec-2011

Deal No.	Settle Date	Maturity Date	CUSIP	S&P	Moodys	Fitch	Face Value	Coupon	Purchase Yield	Capital	Capital Accrual	Interest Accrual	Book Value	Market Value *	Unrealized Gain / (Loss)
Issuer / Broker															
UNITED STATES DOLLAR															
283-John Wayne Airport															
CERTIFICATES OF DEPOSIT															
Subtotal for CERTIFICATES OF DEPOSIT:							**5,750,000.00**	**0.3584**	**0.3518**	**5,750,377.00**	**(402.20)**	**1,409.16**	**5,749,974.80**	**5,750,675.25**	**700.45**
COMMERCIAL PAPER HOLDINGS															
COMMERCIAL PAPER															
CHEVRON CORP / CHEVRON															
564948	12/29/11	1/5/12	1667T0A52	A-1+	P-1	F1+	2,000,000.00	0.0000	0.0100	1,999,996.11	0.00	1.67	1,999,997.78	1,999,966.00	(31.78)
NESTLE CAPITAL CORP / BANK OF AMERICA															
552826	10/24/11	3/5/12	64105GC51	A-1+	P-1	F1+	2,000,000.00	0.0000	0.1100	1,999,187.22	0.00	421.67	1,999,608.89	1,998,072.00	(1,536.89)
Subtotal for COMMERCIAL PAPER:							**4,000,000.00**	**0.0000**	**0.0600**	**3,999,183.33**	**0.00**	**423.34**	**3,999,606.67**	**3,998,038.00**	**(1,568.67)**
Subtotal for COMMERCIAL PAPER HOLDINGS:							**4,000,000.00**	**0.0000**	**0.0600**	**3,999,183.33**	**0.00**	**423.34**	**3,999,606.67**	**3,998,038.00**	**(1,568.67)**
GOVERNMENT AGENCY															
GOVT AGENCY-FIX-30/360															
FANNIE MAE / JEFFERIES & COMPANY															
495507	12/21/10	1/9/12	31398AUU4	AA+	Aaa	AAA	300,000.00	2.0000	0.4262	304,940.89	(4,836.32)	2,866.67	300,104.57	300,351.00	246.43
FANNIE MAE / DEUTSCHE															
556897	11/15/11	1/9/12	31398AUU4	AA+	Aaa	AAA	1,000,000.00	2.0000	0.0500	1,002,922.85	(2,489.84)	2,555.56	1,000,433.01	1,001,170.00	736.99
FANNIE MAE / JP MORGAN CHASE & CO															
562594	12/16/11	1/12/12	31398AB43	AA+	Aaa	AAA	2,260,000.00	0.8750	0.0305	2,261,376.34	(794.04)	823.96	2,260,582.30	2,260,436.18	(146.12)
FED FARM CR BK / CASTLE OAK SECURITIES															
506864	2/18/11	3/5/12	31331JGD9	AA+	Aaa	AAA	100,000.00	0.9500	0.4545	100,517.00	(429.23)	306.11	100,087.77	100,146.10	58.33
FED HM LN BK BD / RBC															
564988	12/29/11	6/8/12	3133XLEA7	AA+	Aaa	N.A	1,000,000.00	5.3750	0.1201	1,023,185.00	(291.64)	298.61	1,022,893.36	1,018,485.00	(4,408.36)
Subtotal for GOVT AGENCY-FIX-30/360:							**4,660,000.00**	**2.1561**	**0.0885**	**4,692,942.08**	**(8,841.07)**	**6,850.91**	**4,684,101.01**	**4,680,588.28**	**(3,512.73)**
GOVT AGENCY-FLOAT-ACT/360															
FED HM LN BK BD / DEUTSCHE															
504058	2/4/11	2/2/12	313372KR4	AA+	Aaa	AAA	1,000,000.00	0.1400	0.2700	1,000,000.00	0.00	233.33	1,000,000.00	1,000,092.00	92.00
FREDDIE MAC / CASTLE OAK SECURITIES															
526301	6/2/11	2/2/12	3128X9XN5	AA+	Aaa	AAA	1,000,000.00	0.1914	0.2117	999,865.00	117.37	159.53	999,982.37	1,000,100.00	117.63
FED FARM CR BK / CASTLE OAK SECURITIES															
555235	11/4/11	2/9/12	31331JDH3	AA+	Aaa	AAA	2,000,000.00	0.2928	0.1501	2,000,768.00	(459.22)	943.40	2,000,308.78	2,000,252.00	(56.78)
FED FARM CR BK / CASTLE OAK SECURITIES															
505812	2/14/11	2/22/12	31331XQN5	AA+	Aaa	AAA	1,500,000.00	0.1806	0.2565	1,498,837.30	1,000.61	75.25	1,499,837.91	1,500,390.00	552.09
FED FARM CR BK / CRED SUIS SECURITIES															
529028	6/16/11	2/22/12	31331XQN5	AA+	Aaa	AAA	1,100,000.00	0.1806	0.2303	1,099,626.00	296.52	55.18	1,099,922.52	1,100,286.00	363.48
FED FARM CR BK / JP MORGAN CHASE & CO															
544400	9/7/11	2/22/12	31331XQN5	AA+	Aaa	AAA	1,075,000.00	0.1806	0.2100	1,074,854.88	100.20	53.93	1,074,955.08	1,075,279.50	324.42
FED FARM CR BK / UBS FINANCIAL SERVICES															

ORANGE COUNTY TREASURER-TAX COLLECTOR

Investment Inventory with Market Value by Entity & Instrument
John Wayne Airport Investment Pool / Non-Pooled Investments

As of 31-Dec-2011

Deal No.	Settle Date	Maturity Date	CUSIP	S&P	Moodys	Fitch	Face Value	Coupon	Purchase Yield	Capital	Capital Accrual	Interest Accrual	Book Value	Market Value *	Unrealized Gain / (Loss)
Issuer / Broker															
UNITED STATES DOLLAR															
283-John Wayne Airport															
GOVERNMENT AGENCY															
GOVT AGENCY-FLOAT-ACT/360															
561939	12/13/11	6/21/12	31331JSX2	AA+	Aaa	AAA	1,000,000.00	0.2800	0.1353	1,000,794.00	(78.98)	76.39	1,000,715.02	1,000,710.00	(5.02)
FED HM LN BK BD / BANK OF AMERICA															
561661	12/12/11	7/2/12	313374KR0	AA+	Aaa	AAA	2,000,000.00	0.1250	0.1260	2,000,060.00	(5.91)	115.08	2,000,054.09	2,000,050.00	(4.09)
FED FARM CR BK / JP MORGAN CHASE & CO															
557497	11/17/11	8/8/12	31331JZ22	AA+	Aaa	AAA	635,000.00	0.1700	0.1610	635,093.35	(15.85)	107.59	635,077.50	635,139.70	62.20
FED FARM CR BK / JP MORGAN CHASE & CO															
558901	11/28/11	8/20/12	31331JU27	AA+	Aaa	AAA	635,000.00	0.1837	0.1635	635,093.98	(12.01)	110.18	635,081.97	635,044.45	(37.52)
FED FARM CR BK / BNP PARIBAS															
560268	12/5/11	12/5/12	31331KZ60	AA+	Aaa	N.A	2,000,000.00	0.1300	0.1603	1,999,594.00	29.95	150.00	1,999,623.95	1,999,400.00	(223.95)
Subtotal for GOVT AGENCY-FLOAT-ACT/360:							**13,945,000.00**	**0.1861**	**0.1836**	**13,944,586.51**	**972.68**	**2,079.86**	**13,945,559.19**	**13,946,743.65**	**1,184.46**
GOVT AGENCY-ZERO COUPON															
FANNIE MAE / CASTLE OAK SECURITIES															
515803	4/7/11	4/10/12	3136F8RD9	AA+	Aaa	AAA	1,000,000.00	0.0000	0.4063	995,916.00	2,970.18	0.00	998,886.18	997,853.00	(1,033.18)
Subtotal for GOVT AGENCY-ZERO COUPON:							**1,000,000.00**	**0.0000**	**0.4063**	**995,916.00**	**2,970.18**	**0.00**	**998,886.18**	**997,853.00**	**(1,033.18)**
GOV'T AGY - CALLABLE															
FED HM LN BK BD / DEUTSCHE															
558032	11/21/11	1/5/12	313375RX7	AA+	Aaa	N.A	1,000,000.00	0.3500	0.2682	1,000,100.00	(90.91)	(56.97)	1,000,009.09	1,000,014.00	4.91
FED HM LN BK BD / OPPENHEIMER & CO., INC															
564348	12/27/11	1/5/12	313375RX7	AA+	Aaa	AAA	1,000,000.00	0.3500	0.0934	1,000,057.00	(28.50)	(11.47)	1,000,028.50	1,000,014.00	(14.50)
FED HM LN BK BD / OPPENHEIMER & CO., INC															
564986	12/29/11	1/5/12	313375RX7	AA+	Aaa	N.A	4,000,000.00	0.3500	0.1099	4,000,160.00	(53.33)	(23.67)	4,000,106.67	4,000,056.00	(50.67)
FED HM LN BK BD / DEUTSCHE															
557229	11/16/11	8/8/12	313374S50	AA+	Aaa	N.A	500,000.00	0.3300	0.2960	500,123.50	(79.39)	206.25	500,044.11	500,072.50	28.39
FED HM LN BK BD / DEUTSCHE															
557495	11/17/11	9/10/12	313375CG0	AA+	Aaa	N.A	1,000,000.00	0.3000	0.2545	1,000,370.00	(156.54)	250.00	1,000,213.46	1,000,314.00	100.54
Subtotal for GOV'T AGY - CALLABLE:							**7,500,000.00**	**0.3420**	**0.1605**	**7,500,810.50**	**(408.67)**	**364.14**	**7,500,401.83**	**7,500,470.50**	**68.67**
Subtotal for GOVERNMENT AGENCY:							**27,105,000.00**	**0.5611**	**0.1690**	**27,134,255.09**	**(5,306.88)**	**9,294.91**	**27,128,948.21**	**27,125,655.43**	**(3,292.78)**
MEDIUM TERM NOTES															
MED TERM NOTE FLOAT FDIC															
MORGAN STANLEY / BARCLAY CAPITAL															
534696	7/18/11	3/13/12	61757UAN0	AA+	Aaa	AAA	1,000,000.00	0.7418	0.4505	1,001,917.00	(1,339.49)	391.48	1,000,577.51	1,001,480.00	902.49
MORGAN STANLEY / BARCLAY CAPITAL															
563544	12/21/11	6/20/12	61757UAJ9	AA+	Aaa	AAA	1,000,000.00	0.9132	0.1784	1,003,674.00	(222.05)	279.02	1,003,451.95	1,003,420.00	(31.95)
Subtotal for MED TERM NOTE FLOAT FDIC:							**2,000,000.00**	**0.8275**	**0.3145**	**2,005,591.00**	**(1,561.54)**	**670.50**	**2,004,029.46**	**2,004,900.00**	**870.54**
MEDIUM TERM NOTE															

ORANGE COUNTY TREASURER-TAX COLLECTOR

Investment Inventory with Market Value by Entity & Instrument
John Wayne Airport Investment Pool / Non-Pooled Investments

As of 31-Dec-2011

Deal No.	Settle Date	Maturity Date	CUSIP	S&P	Moodys	Fitch	Face Value	Coupon	Purchase Yield	Capital	Capital Accrual	Interest Accrual	Book Value	Market Value *	Unrealized Gain / (Loss)
Issuer / Broker															
UNITED STATES DOLLAR															
283-John Wayne Airport															
MEDIUM TERM NOTES															
MEDIUM TERM NOTE															
BERKSHIRE HATHAWAY INC / CRED SUIS SECURITIES															
508609	3/2/11	2/10/12	084670AZ1	AA+	Aa2	AA-	1,000,000.00	1.4000	0.3876	1,009,478.00	(8,384.38)	5,483.33	1,001,093.62	1,002,250.00	1,156.38
BERKSHIRE HATHAWAY INC / BARCLAY CAPITAL															
513136	3/25/11	2/10/12	084670AZ1	AA+	Aa2	AA-	1,000,000.00	1.4000	0.4086	1,008,649.33	(7,578.46)	5,483.33	1,001,070.87	1,002,250.00	1,179.13
GENERAL ELEC CAP CORP / WELLS FARGO BANK															
500509	1/18/11	2/15/12	36962GXS8	AA+	Aa2	NR	1,000,000.00	5.8750	0.7458	1,054,810.00	(48,578.37)	22,194.44	1,006,231.63	1,010,110.00	3,878.37
Subtotal for MEDIUM TERM NOTE:							**3,000,000.00**	**2.8917**	**0.5140**	**3,072,937.33**	**(64,541.21)**	**33,161.10**	**3,008,396.12**	**3,014,610.00**	**6,213.88**
MEDIUM TERM NOTE-FDIC															
US BANCORP / UBS FINANCIAL SERVICES															
549912	10/6/11	3/13/12	91160HAA5	AA+	Aaa	AAA	1,200,000.00	2.2500	0.1305	1,211,076.00	(5,996.56)	6,375.00	1,205,079.44	1,206,972.00	1,892.56
GOLDMAN SACHS GROUP INC / BNP PARIBAS															
539776	8/15/11	3/15/12	38146FAK7	AA+	Aaa	AAA	1,000,000.00	2.1500	0.1929	1,011,404.00	(7,385.45)	6,330.56	1,004,018.55	1,005,010.00	991.45
US BANCORP / UBS FINANCIAL SERVICES															
542259	8/25/11	5/15/12	91160HAC1	AA+	Aaa	AAA	1,000,000.00	1.8000	0.2138	1,011,440.00	(5,544.00)	2,300.00	1,005,896.00	1,007,400.00	1,504.00
GOLDMAN SACHS GROUP INC / BARCLAYS CAPITAL															
563788	12/22/11	6/15/12	38146FAA9	AA+	Aaa	AAA	1,083,000.00	3.2500	0.0902	1,099,429.11	(854.69)	879.94	1,098,574.42	1,099,526.58	952.16
GENERAL ELEC CAP CORP / GOLDMAN SACHS															
561395	12/9/11	12/5/12	36967HAZ0	AA+	Aa2	NR	1,000,000.00	2.4500	0.2286	1,021,930.00	(1,355.22)	1,497.22	1,020,574.78	1,021,930.00	1,355.22
JP MORGAN CHASE & CO / WELLS FARGO BANK															
562191	12/14/11	12/26/12	481247AM6	AA+	Aaa	AAA	421,000.00	2.1250	0.1934	429,390.53	(383.44)	124.25	429,007.09	428,796.92	(210.17)
Subtotal for MEDIUM TERM NOTE-FDIC:							**5,704,000.00**	**2.3693**	**0.1702**	**5,784,669.64**	**(21,519.36)**	**17,506.97**	**5,763,150.28**	**5,769,635.50**	**6,485.22**
Subtotal for MEDIUM TERM NOTES:							**10,704,000.00**	**2.2276**	**0.2935**	**10,863,197.97**	**(87,622.11)**	**51,338.57**	**10,775,575.86**	**10,789,145.50**	**13,569.64**
Total 283-John Wayne Airport :							**49,629,453.94**	**0.8284**	**0.2024**	**49,817,467.33**	**(93,331.19)**	**62,465.98**	**49,724,559.48**	**49,733,968.12**	**9,408.64**
Net Asset Value (NAV):															**1.000189**
494-Aliso Viejo 88-1 DS															
FUNDS															
INVESCO STIC GOVERNMENT & AGENCY															
	1/3/12			AAAm	AAA-mf	AAAmmf	63,239.79	0.0000	0.0200	63,239.79	0.00	0.00	63,239.79	63,239.79	0.00
Subtotal for FUNDS:							**63,239.79**	**0.0000**	**0.0200**	**63,239.79**	**0.00**	**0.00**	**63,239.79**	**63,239.79**	**0.00**
Total 494-Aliso Viejo 88-1 DS :							**63,239.79**	**0.0000**	**0.0200**	**63,239.79**	**0.00**	**0.00**	**63,239.79**	**63,239.79**	**0.00**
Net Asset Value (NAV):															**1.000000**

ORANGE COUNTY TREASURER-TAX COLLECTOR

Investment Inventory with Market Value by Entity & Instrument
John Wayne Airport Investment Pool / Non-Pooled Investments

As of 31-Dec-2011

Deal No.	Settle Date	Maturity Date	CUSIP	S&P	Moodys	Fitch	Face Value	Coupon	Purchase Yield	Capital	Capital Accrual	Interest Accrual	Book Value	Market Value *	Unrealized Gain / (Loss)
Issuer / Broker															
UNITED STATES DOLLAR															
497-Lomas Laguna 88-2 C															
FUNDS															
INVESCO STIC GOVERNMENT & AGENCY															
	1/3/12			AAAm	AAA-mf	AAAmmf	392,457.42	0.0000	0.0200	392,457.42	0.00	0.00	392,457.42	392,457.42	0.00
Subtotal for FUNDS:							**392,457.42**	**0.0000**	**0.0200**	**392,457.42**	**0.00**	**0.00**	**392,457.42**	**392,457.42**	**0.00**
Total 497-Lomas Laguna 88-2 C :							**392,457.42**	**0.0000**	**0.0200**	**392,457.42**	**0.00**	**0.00**	**392,457.42**	**392,457.42**	**0.00**
Net Asset Value (NAV):															**1.000000**
505-Foothill Rnch 87-4 DS															
REPURCHASE AGREEMENTS															
BAYERISCHE LANDESBK-REPO															
BAYERISCHE LANDESBK GIRO /															
26091	7/24/97	8/15/19					1,081,500.00	6.2000	0.0000	1,081,500.00	0.00	25,331.13	1,081,500.00	1,081,500.00	0.00
Subtotal for BAYERISCHE LANDESBK-REPO:							**1,081,500.00**	**6.2000**	**0.0000**	**1,081,500.00**	**0.00**	**25,331.13**	**1,081,500.00**	**1,081,500.00**	**0.00**
Subtotal for REPURCHASE AGREEMENTS:							**1,081,500.00**	**6.2000**	**0.0000**	**1,081,500.00**	**0.00**	**25,331.13**	**1,081,500.00**	**1,081,500.00**	**0.00**
Total 505-Foothill Rnch 87-4 DS :							**1,081,500.00**	**6.2000**	**0.0000**	**1,081,500.00**	**0.00**	**25,331.13**	**1,081,500.00**	**1,081,500.00**	**0.00**
Net Asset Value (NAV):															**1.000000**
510-Baker Rnch 87-6 Const															
FUNDS															
INVESCO STIC GOVERNMENT & AGENCY															
	1/3/12			AAAm	AAA-mf	AAAmmf	525,722.41	0.0000	0.0200	525,722.41	0.00	0.00	525,722.41	525,722.41	0.00
Subtotal for FUNDS:							**525,722.41**	**0.0000**	**0.0200**	**525,722.41**	**0.00**	**0.00**	**525,722.41**	**525,722.41**	**0.00**
Total 510-Baker Rnch 87-6 Const :							**525,722.41**	**0.0000**	**0.0200**	**525,722.41**	**0.00**	**0.00**	**525,722.41**	**525,722.41**	**0.00**
Net Asset Value (NAV):															**1.000000**
514-Sta Teresita 87-9 Con															
FUNDS															
INVESCO STIC GOVERNMENT & AGENCY															
	1/3/12			AAAm	AAA-mf	AAAmmf	63,040.31	0.0000	0.0200	63,040.31	0.00	0.00	63,040.31	63,040.31	0.00
Subtotal for FUNDS:							**63,040.31**	**0.0000**	**0.0200**	**63,040.31**	**0.00**	**0.00**	**63,040.31**	**63,040.31**	**0.00**
Total 514-Sta Teresita 87-9 Con :							**63,040.31**	**0.0000**	**0.0200**	**63,040.31**	**0.00**	**0.00**	**63,040.31**	**63,040.31**	**0.00**
Net Asset Value (NAV):															**1.000000**
Total Investments:							**56,906,041.62**	**0.8535**	**0.1918**	**57,094,055.01**	**(93,331.19)**	**88,026.46**	**57,001,147.16**	**57,010,555.80**	**9,408.64**

Report Parameters

* Market values provided by Bloomberg

COUNTY OF ORANGE
CEO / PUBLIC FINANCE DEPARTMENT
INVENTORY OF INVESTMENTS WITH TRUSTEES
SUMMARY BY INVESTMENT TYPE
December 31, 2011

DESCRIPTION	PURCHASE DATE	MATURITY DATE	CUSIP #	INTEREST RATE	BOOK VALUE	MARKET VALUE	ACCRUED INTEREST
MONEY MARKET FUNDS							
INVESCO STIT TREAS PORTFOLIO				VARIABLE	$ 620,530	$ 620,530	$ 11
FEDERATED AUTOMATED GOV CSH				VARIABLE	4,605	4,605	-
FEDERATED US TREASURY CASH				VARIABLE	2	2	-
FIRST AMERICAN GOV'T OBLIGATION				VARIABLE	12,914,087	12,914,087	-
FIRST AMERICAN PRIME OBLIGATION				VARIABLE	22,057,758	22,057,758	-
FIRST AMERICAN TREAS OBLIGATION				VARIABLE	454,220	454,220	-
GS FIN SQ MM FUND ADMIN				VARIABLE	2,935,296	2,935,296	15
US BANK MMKT 4 -CT				VARIABLE	1,584	1,584	0
WELLS FARGO ADVANTAGE TREASURY				VARIABLE	16,294,382	16,294,382	131
SUB-TOTAL MONEY MARKET FUNDS					55,282,463	55,282,463	157
INVESTMENT AGREEMENTS							
GIC GEFCM INV AGREEMENT	12/15/00	09/02/18		VARIABLE	1,937,563	1,937,563	1,856
NATIXIS FUNDING CORP.	10/25/05	06/01/15		VARIABLE	9,118,584	9,118,584	1,541
NATIXIS FUNDING CORP.	11/22/05	01/17/17		5.005%	15,145,099	15,145,099	2,106
SUB-TOTAL INVESTMENT AGREEMENTS					26,201,246	26,201,246	5,503
US TREASURIES							
U.S. TREASURY BOND	06/01/95	11/15/18	912810EB0	9.00%	2,558,237	3,401,095	25,301
U.S. TREASURY STRIPPED	11/15/96	11/15/18	912803AP8	0.00%	10,458	63,921	-
U.S. TREASURY STRIPPED	06/01/95	11/15/18	912833KT6	0.00%	43,923	266,914	-
SUB-TOTAL US TREASURIES					2,612,618	3,731,930	25,301
GOVERNMENT SECURITIES							
FED NATL MTG ASSN DISC NTS	06/22/00	09/01/16	31364KQG8		55,272,549	92,154,329	4,002,608
FED NATL MTG ASSN DISC NTS	06/22/00	09/01/21	31364KQH6		51,455,111	84,662,029	2,065,489
FED NATL MTG ASSN DISC NTS	12/01/11	06/01/12	313588XP5		7,173,392	7,332,047	26,529
FED HOME LN MTG CORP DISC NTS	12/01/11	05/29/12	313396XL2		7,205,305	7,414,407	35,435
SUB-TOTAL US GOVERNMENT SECURITIES					121,106,357	191,562,812	6,130,060
TOTAL OF INVESTMENTS WITH TRUSTEES					$ 205,202,684	$ 276,778,450	$ 6,161,021

COUNTY OF ORANGE
CEO / PUBLIC FINANCE DEPARTMENT
INVENTORY OF INVESTMENTS WITH TRUSTEES
December 31, 2011

	TRUSTEE	INVESTMENT TYPE	PURCHASE DATE	MATURITY DATE	DESCRIPTION	CUSIP #	INTEREST RATE	BOOK VALUE	MARKET VALUE	ACCRUED INTEREST
CERTIFICATES OF PARTICIPATION										
1991 CIVIC CENTER PKG REF	U.S. BANK	MONEY MARKET			FEDERATED US TREASURY CASH		VARIABLE	$ 1.54	$ 1.54	$ -
1991 CIVIC CENTER PKG REF	U.S. BANK	US TR STRPD BOND	11/15/96	11/15/18	U.S. TREASURY STRIPPED	912803AP8	0.00%	10,458.00	63,920.50	-
1991 CIVIC CENTER PKG REF	U.S. BANK	US TR STRPD BOND	06/01/95	11/15/18	U.S. TREASURY STRIPPED	912833KT6	0.00%	43,923.12	266,913.78	-
1991 CIVIC CENTER PKG REF	U.S. BANK	US TREASURY BOND	06/01/95	11/15/18	US TREASURY BOND	912810EB0	9.00%	2,558,237.10	3,401,095.23	25,301.25
REDEVELOPMENT AGENCIES										
2003 SANTA ANA HEIGHTS	U.S. BANK	MONEY MARKET			FIRST AMER PRIME OBLIGN		VARIABLE	2,995,602.50	2,995,602.50	-
COMMUNITY FACILITIES DISTRICTS										
1994C/2004A SOCPFA	U.S. BANK	MONEY MARKET			FIRST AMER PRIME OBLIGN		VARIABLE	15,415,102.43	15,415,102.43	-
1998 SOCPFA SERIES A	U.S. BANK	MONEY MARKET			FIRST AMER GOVT OBLIGN		VARIABLE	2,539,225.00	2,539,225.00	-
1999 SOCPFA SERIES A	U.S. BANK	MONEY MARKET			FIRST AMER GOVT OBLIGN		VARIABLE	3,610,181.25	3,610,181.25	-
1999 SOCPFA SERIES B	U.S. BANK	MONEY MARKET			FIRST AMER GOVT OBLIGN		VARIABLE	241,796.52	241,796.52	-
2003 SOCPFA SERIES A	U.S. BANK	MONEY MARKET			FIRST AMER PRIME OBLIGN		VARIABLE	3,489,150.00	3,489,150.00	-
2005 SOCPFA SERIES A	U.S. BANK	MONEY MARKET			FIRST AMER GOVT OBLIGN		VARIABLE	0.01	0.01	-
ASSESSMENT DISTRICTS										
IRVINE COAST	U.S. BANK	MONEY MARKET			FIRST AMER. GOV'T OBLIG.		VARIABLE	2,224,167.10	2,224,167.10	-
IRVINE COAST	U.S. BANK	MONEY MARKET			INVESCO STIT TREASURY PORTFOLIO		VARIABLE	620,529.79	620,529.79	11.18
IRVINE COAST	U.S. BANK	INVEST AGRMNT	12/15/00	09/02/18	GIC GEFCM INV AGREEMENT		VARIABLE	1,937,562.99	1,937,562.99	1,855.81
NEWPORT COAST - 2003B	U.S. BANK	MONEY MARKET			FIRST AMER. GOV'T OBLIG.		VARIABLE	476,904.17	476,904.17	-
NEWPORT COAST - Group 1	U.S. BANK	MONEY MARKET			FIRST AMER. GOV'T OBLIG.		VARIABLE	1,265,684.81	1,265,684.81	-
NEWPORT COAST - Group 2	U.S. BANK	MONEY MARKET			FIRST AMER. GOV'T OBLIG.		VARIABLE	794,277.50	794,277.50	-
NEWPORT COAST - Group 3	U.S. BANK	MONEY MARKET			FIRST AMER. GOV'T OBLIG.		VARIABLE	972,016.50	972,016.50	-
NEWPORT COAST - Group 4	U.S. BANK	MONEY MARKET			FIRST AMER TREAS OBLIGN		VARIABLE	453,624.61	453,624.61	-
SOUTH ORANGE COUNTY PFA REASSESSMENT BONDS RAD 99-1R	U.S. BANK	MONEY MARKET			FIRST AMER. PRIME OBLIG.		VARIABLE	133,786.49	133,786.49	-
SOUTH ORANGE COUNTY PFA REASSESSMENT BONDS RAD 99-1R	U.S. BANK	MONEY MARKET			FIRST AMER. GOV'T OBLIG.		VARIABLE	460,948.00	460,948.00	-
SOUTH ORANGE COUNTY PFA REASSESSMENT BONDS RAD 01-1R	U.S. BANK	MONEY MARKET			FIRST AMER. PRIME OBLIG.		VARIABLE	24,116.72	24,116.72	-
SOUTH ORANGE COUNTY PFA REASSESSMENT BONDS RAD 01-1R	U.S. BANK	MONEY MARKET			FIRST AMER. GOV'T OBLIG.		VARIABLE	234,488.26	234,488.26	-
REVENUE BONDS										
2002 JJC REFUNDING	U.S. BANK	MONEY MARKET			FIRST AMER TREAS OBLIGN		VARIABLE	595.65	595.65	-
2002 JJC REFUNDING	U.S. BANK	GOVT SECURITY	12/01/11	06/01/12	FED NATL MTG ASSN DISC NTS	313588XP5	0.00%	7,173,392.03	7,332,046.71	26,528.65
1997 SOLID WASTE MGMT REF	U.S. BANK	MONEY MARKET			FIRST AMER. GOV'T OBLIG.		VARIABLE	-	-	-
1997 SOLID WASTE MGMT REF	U.S. BANK	GOVT SECURITY	12/01/11	05/29/12	FED HOME LN MTG CORP DISC NTS	313396XL2	0.00%	7,205,305.40	7,414,406.80	35,434.50
ORANGE COUNTY PFA LEASE REV REFUNDING BONDS SER 2005	BNY TRUST CO	MONEY MARKET			WELLS FARGO ADV TREASURY		VARIABLE	16,294,380.15	16,294,380.15	128.62
ORANGE COUNTY PFA LEASE REV REFUNDING BONDS SER 2005	BNY TRUST CO	INVEST AGRMNT	11/22/05	01/17/17	NATIXIS FUNDING CORP.		5.005%	15,145,099.23	15,145,099.23	2,105.59
LEASE REVENUE BONDS SERIES 2006	DEUTSCHE BANK	MUTUAL FUND			GS FIN SQ MM FUND ADMIN		VARIABLE	2,935,296.32	2,935,296.32	15.19

COUNTY OF ORANGE
CEO / PUBLIC FINANCE DEPARTMENT
INVENTORY OF INVESTMENTS WITH TRUSTEES
December 31, 2011

	TRUSTEE	INVESTMENT TYPE	PURCHASE DATE	MATURITY DATE	DESCRIPTION	CUSIP #	INTEREST RATE	BOOK VALUE	MARKET VALUE	ACCRUED INTEREST
PENSION OBLIGATION BONDS										
TAXABLE REFUNDING PENSION OBL BONDS SER 1996 A	BNY TRUST CO	MONEY MARKET			FEDERATED AUTO GOVT CSH		VARIABLE	2,280.02	2,280.02	-
TAXABLE REFUNDING PENSION OBL BONDS SER 1996 A	BNY TRUST CO	GOVT SECURITY	06/22/00	09/01/16	FED NATL MTG ASSN DISC NTS	31364KQG8	0.00%	55,272,549.30	92,154,328.96	4,002,608.28
TAXABLE REFUNDING PENSION OBL BONDS SER 1997 A	BNY TRUST CO	MONEY MARKET			FEDRTED AUTO GOVT CSH		VARIABLE	2,324.81	2,324.81	-
TAXABLE REFUNDING PENSION OBL BONDS SER 1997 A	BNY TRUST CO	GOVT SECURITY	06/22/00	09/01/21	FED NATL MTG ASSN DISC NTS	31364KQH6	0.00%	51,455,110.59	84,662,029.32	2,065,488.72
RECOVERY BONDS										
1995 REC BDS SER A/2005 RFDG RECOVERY BDS SER A	BNY TRUST CO	MONEY MARKET			WELLS FARGO ADV TREASURY		VARIABLE	1.39	1.39	2.10
1995 REC BDS SER A/2005 RFDG RECOVERY BDS SER A	BNY TRUST CO	INVEST AGRMNT	10/25/05	06/01/15	NATIXIS FUNDING CORP.		VARIABLE	9,118,583.74	9,118,583.74	1,541.42
COMMERICAL PAPER										
TEETER PLAN COMMERCIAL PAPER	U.S. BANK	MONEY MARKET			US BANK MMKT 4 - CT		VARIABLE	1,583.59	1,583.59	0.07
TEETER PLAN COMMERCIAL PAPER	U.S. BANK	MONEY MARKET			FIRST AMER GOVT OBLIGN		VARIABLE	94,397.39	94,397.39	-
TOTAL OF INVESTMENTS WITH TRUSTEES								$ 205,202,684.02	$ 276,778,449.78	$ 6,161,021.38

JOHN WAYNE AIRPORT
INVESTMENT WITH TRUSTEE
FOR THE MONTH ENDED DECEMBER 2011

Prepared by: Adam Steckler
Date: 1/10/2012

Trust Officer: Linda Verstuyft
Phone No. (213) 533-8747

Type of Investment / Interest Rate	Maturity	Reserve Fund Market	Reserve Fund Cost	Principal Acct. Market	Principal Acct. Cost	Interest Acct. Market	Interest Acct. Cost	Cost of Issuance Acct. Market	Cost of Issuance Acct. Cost
2003 AIRPORT REVENUE REFUNDING BONDS									
Income Cash	N/A	0.00	0.00	103,479.45	103,479.45	43,274.23	43,274.23		
1st American Treas. Oblig (Note 1)	N/A	0.00	0.00	0.00	0.00	0.00	0.00		
Investment Agreement - Rate: 4.47% Dated: 10/8/2003 Par Value: $4,629,952.80 Accrued Int: $574.89	7/1/2013	4,629,952.80	4,629,952.80						
Investment Agreement - Rate: 4.27% Dated: 10/8/2003 Par Value: $2,328,587.50 Accrued Int: $276.20	7/1/2013			1,662,500.00	1,662,500.00	666,087.50	666,087.50		
		$4,629,952.80	$4,629,952.80	$1,765,979.45	$1,765,979.45	$709,361.73	$709,361.73		
2009A AIRPORT REVENUE BONDS									
Principal Cash	N/A			0.00	0.00	0.00	0.00		
US Bk Mmkt 4 - Ct (Note 2) 991071010		0.00	0.00	705,059.25	705,059.25	1,639,626.67	1,639,626.67	0.00	0.00
First American Gov't Obligation Fund - Y (Note 3) 31846V203		17,400.32	17,400.32						
U.S. Treasury Note - Rate: 0.375% - Yield: 0.145% Dated: 10/20/2011 Par Value: $4,332,000.00 Premium: $10,249.90 Accrued Int: $2,722.43 CUSIP: 912828PD6	10/31/2012	4,340,620.68	4,342,249.90						
		$4,358,021.00	$4,359,650.22	$705,059.25	$705,059.25	$1,639,626.67	$1,639,626.67	$0.00	$0.00
2009B AIRPORT REVENUE BONDS									
US Bk Mmkt 4 - Ct (Note 2) 991071010		0.00	0.00	2,257,689.90	2,257,689.90	3,905,569.03	3,905,569.03	0.00	0.00
First American Gov't Obligation Fund - Y (Note 3) 31846V203		68,655.18	68,655.18						
U.S. Treasury Notes - Rate: 0.75% - Yield: 0.285% Dated: 4/14/2011 Par Value: $9,384,000.00 Premium: $49,150.95 Accrued Int: CUSIP: 912828NE6	5/31/2012	9,411,119.76	9,433,150.95						
		$9,479,774.94	$9,501,806.13	$2,257,689.90	$2,257,689.90	$3,905,569.03	$3,905,569.03	$0.00	$0.00
WELLS FARGO BANK									
Cash - Market Rate and Checking Account (Interest rate is variable)	N/A	$1,204,980.31	$1,204,980.31						

(Note 1): 1st American Treas. Oblig - Interest rate is variable. Investment purchases are made throughout the month to keep cash balances at minimum. Interest is payable monthly.
(Note 2): US Bank money market deposit account - Interest rate is variable.
(Note 3): 1st American Government Obligation Fund - Y - Interest rate is variable.

County of Orange
Treasurer-Tax Collector's Office
Detail Transaction Report

Transaction Date From 01-Dec-2011 To 31-Dec-2011

Deal	Issuer	Broker	Inst Type	Maturity Date	Trans Date	Trans Type	Coupon/ Yield(%)	Par Value	Cost	Purchased Interest	(Interest) Amort / (Accret) (Gain) / Loss	Settlement
Fund:	**County Money Mkt Fnd**											
526832	NESTLE CAPITAL CORP	/BANK OF AMERICA	CP				0.1800 / 0.1802					
				12/1/2011	12/1/2011	MAT		(15,000,000.00)	(14,986,725.00)	0.00	986,725.00	14,000,000.00
533894	JP MORGAN CHASE & CO	/CASTLE OAK SECURITIES	MTNFDIC				3.1250 / 0.1401					
				12/1/2011	12/1/2011	INT		0.00	0.00	0.00	(172,656.25)	172,656.25
				12/1/2011	12/1/2011	MAT		(11,050,000.00)	(11,216,499.56)	0.00	166,499.56	11,050,000.00
534692	JP MORGAN CHASE & CO	/DEUTSCHE	MTNFDIC				3.1250 / 0.1401					
				12/1/2011	12/1/2011	INT		0.00	0.00	0.00	(108,687.50)	108,687.50
				12/1/2011	12/1/2011	MAT		(6,956,000.00)	(7,060,951.16)	0.00	104,951.16	6,956,000.00
539725	MORGAN STANLEY	/BNP PARIBAS	MTNFDIC				3.2500 / 0.1601					
				12/1/2011	12/1/2011	INT		0.00	0.00	0.00	(47,125.00)	47,125.00
				12/1/2011	12/1/2011	MAT		(2,900,000.00)	(2,945,671.29)	0.00	45,671.29	2,900,000.00
546246	GENERAL ELEC CAP CORP	/CASTLE OAK SECURITIES	MTNFFDIC				0.4956 / 0.2100					
				6/1/2012	12/1/2011	INT		0.00	0.00	0.00	(15,789.85)	15,789.85
554774	JP MORGAN CHASE & CO	/BNP PARIBAS	MTNFDIC				3.1250 / 0.0701					
				12/1/2011	12/1/2011	INT		0.00	0.00	0.00	(50,781.25)	50,781.25
				12/1/2011	12/1/2011	MAT		(3,250,000.00)	(3,300,594.83)	0.00	50,594.83	3,250,000.00
554842	MORGAN STANLEY	/BNP PARIBAS	MTNFDIC				3.2500 / 0.0706					
				12/1/2011	12/1/2011	INT		0.00	0.00	0.00	(80,437.50)	80,437.50
				12/1/2011	12/1/2011	MAT		(4,950,000.00)	(5,030,161.40)	0.00	80,161.40	4,950,000.00
555547	MORGAN STANLEY	/BANK OF AMERICA	MTNFDIC				3.2500 / 0.0700					
				12/1/2011	12/1/2011	INT		0.00	0.00	0.00	(39,812.50)	39,812.50
				12/1/2011	12/1/2011	MAT		(2,450,000.00)	(2,489,696.31)	0.00	39,696.31	2,450,000.00
555820	JP MORGAN CHASE & CO	/BANK OF AMERICA	MTNFDIC				3.1250 / 0.0700					
				12/1/2011	12/1/2011	INT		0.00	0.00	0.00	(168,562.50)	168,562.50
				12/1/2011	12/1/2011	MAT		(10,788,000.00)	(10,956,072.53)	0.00	168,072.53	10,788,000.00
557236	JP MORGAN CHASE & CO	/JP MORGAN CHASE & CO	MTNFDIC				3.1250 / 0.0522					
				12/1/2011	12/1/2011	INT		0.00	0.00	0.00	(141,796.88)	141,796.88
				12/1/2011	12/1/2011	MAT		(9,075,000.00)	(9,216,596.47)	0.00	141,596.47	9,075,000.00

Deals [Transaction Type] = SE

County of Orange
Treasurer-Tax Collector's Office
Detail Transaction Report

Transaction Date From 01-Dec-2011 To 31-Dec-2011

Deal	Issuer	Broker	Inst Type	Maturity Date	Trans Date	Trans Type	Coupon/ Yield(%)	Par Value	Cost	Purchased Interest	(Interest) Amort / (Accret) (Gain) / Loss	Settlement
Fund:	**County Money Mkt Fnd**											
557814	FED HM LN BK BD	/DEUTSCHE	CALLGOVAGY				0.3000 / 0.2877					
				9/10/2012	12/1/2011	INT		0.00	0.00	0.00	(6,000.00)	6,000.00
558615	MORGAN STANLEY	/CASTLE OAK SECURITIES	MTNFDIC				3.2500 / 0.0531					
				12/1/2011	12/1/2011	INT		0.00	0.00	0.00	(144,218.75)	144,218.75
				12/1/2011	12/1/2011	MAT		(8,875,000.00)	(9,019,098.94)	0.00	144,098.94	8,875,000.00
558907	JP MORGAN CHASE & CO	/BNP PARIBAS	MTNFDIC				3.1250 / 0.0640					
				12/1/2011	12/1/2011	INT		0.00	0.00	0.00	(34,609.38)	34,609.38
				12/1/2011	12/1/2011	MAT		(2,215,000.00)	(2,249,597.38)	0.00	34,597.38	2,215,000.00
559467	NESTLE CAPITAL CORP	/CITIGROUP GLOBAL MARKETS	CP				0.0500 / 0.0500					
				1/20/2012	12/1/2011	PURC		3,850,000.00	3,849,732.64	0.00	0.00	(3,849,732.64)
559480	US TREASURY N/B	/BNP PARIBAS	TBILL				0.0200 / 0.0200					
				12/29/2011	12/1/2011	PURC		50,000,000.00	49,999,222.20	0.00	0.00	(49,999,222.22)
559481	US TREASURY N/B	/UBS FINANCIAL SERVICES	TBILL				0.0175 / 0.0175					
				12/29/2011	12/1/2011	PURC		50,000,000.00	49,999,319.45	0.00	0.00	(49,999,319.44)
492242	RABOBANK NEDERLAND NV NY	/JEFFERIES & COMPANY	YCD				0.5700 / 0.5700					
				12/2/2011	12/2/2011	INT		0.00	0.00	0.00	(86,687.50)	86,687.50
				12/2/2011	12/2/2011	MAT		(15,000,000.00)	(15,000,000.00)	0.00	0.00	15,000,000.00
560009	FED HM LN BK BD	/FTN FINANCIAL	CALLGOVAGY				0.3500 / 0.3122					
				10/3/2012	12/2/2011	PURC		11,000,000.00	11,008,740.72	0.00	0.00	(11,008,740.72)
560010	FED HM LN BK BD	/CASTLE OAK SECURITIES	AGN FLOAT1				0.1810 / 0.0916					
				2/2/2012	12/2/2011	PURC		10,000,000.00	10,003,048.33	0.00	0.00	(10,003,048.33)
560011	US TREASURY N/B	/BNP PARIBAS	TBILL				0.0100 / 0.0100					
				12/29/2011	12/2/2011	PURC		50,000,000.00	49,999,625.00	0.00	0.00	(49,999,625.00)
512525	FREDDIE MAC	/OPPENHEIMER & CO., INC	AGN FLOAT1				0.2310 / 0.2051					
				4/3/2012	12/3/2011	INT		0.00	0.00	0.00	(897.00)	897.00
554222	TORONTO DOMINION BANK NY	/TDSI	YCDF				0.2594 / 0.2884					

County of Orange
Treasurer-Tax Collector's Office
Detail Transaction Report

Transaction Date From 01-Dec-2011 To 31-Dec-2011

Deal	Issuer	Broker	Inst Type	Maturity Date	Trans Date	Trans Type	Coupon/ Yield(%)	Par Value	Cost	Purchased Interest	(Interest) Amort / (Accret) (Gain) / Loss	Settlement
Fund:	**County Money Mkt Fnd**											
				5/4/2012	12/5/2011	INT		0.00	0.00	0.00	(1,827.48)	1,827.48
560266	FED HM LN BK BD	/BNP PARIBAS	CALLGOVAGY				0.4000 / 0.4000					
				11/23/2012	12/5/2011	PURC		11,800,000.00	11,802,228.89	0.00	0.00	(11,802,228.89)
560267	US BANCORP	/CASTLE OAK SECURITIES	MTNFFDIC				0.6572 / 0.0985					
				4/27/2012	12/5/2011	PURC		30,000,000.00	30,070,973.79	0.00	0.00	(30,070,973.78)
545599	RABOBANK NEDERLAND NV NY	/JP MORGAN CHASE & CO	YCDF				0.2918 / 0.3208					
				1/6/2012	12/6/2011	INT		0.00	0.00	0.00	(2,890.13)	2,890.13
555608	CHEVRON CORP	/CHEVRON	CP				0.0500 / 0.0500					
				12/6/2011	12/6/2011	MAT		(50,000,000.00)	(49,998,055.56)	0.00	(1,944.44)	50,000,000.00
555609	CHEVRON CORP	/CHEVRON	CP				0.0500 / 0.0500					
				12/6/2011	12/6/2011	MAT		(10,000,000.00)	(9,999,611.11)	0.00	(388.89)	10,000,000.00
560528	CHEVRON CORP	/CHEVRON	CP				0.0300 / 0.0300					
				12/20/2011	12/6/2011	PURC		45,000,000.00	44,999,474.99	0.00	0.00	(44,999,475.00)
560538	FED HM LN BK BD	/RBC	CALLGOVAGY				2.0000 / 1.9944					
				12/9/2014	12/6/2011	PURC		12,000,000.00	12,119,930.32	0.00	0.00	(12,119,930.32)
560781	CHEVRON CORP	/CHEVRON	CP				0.0300 / 0.0300					
				12/20/2011	12/7/2011	PURC		15,000,000.00	14,999,837.51	0.00	0.00	(14,999,837.50)
560930	WAL-MART STORES INC	/MORGAN STANLEY	CP				0.0300 / 0.0300					
				12/16/2011	12/8/2011	PURC		50,000,000.00	49,999,666.65	0.00	0.00	(49,999,666.67)
561093	GENERAL ELEC CAP CORP	/BNP PARIBAS	MTNFDIC				3.0000 / 0.0615					
				12/9/2011	12/8/2011	PURC		13,574,000.00	13,777,586.48	0.00	0.00	(13,777,586.47)
561094	FED HM LN BK BD	/JP MORGAN CHASE & CO	AGNF1				0.2000 / 0.2034					
				11/29/2012	12/8/2011	PURC		30,000,000.00	30,001,176.66	0.00	0.00	(30,001,176.67)
565792	NT TREASURY SWEEP - MMF	/	NTSWEEPMMF				0.0112 / 0.0112					
				12/9/2011	12/8/2011	PURC		13,777,586.47	13,777,586.47	0.00	0.00	(13,777,586.47)
505815	WELLS FARGO BANK	/CASTLE OAK SECURITIES	MTNFFDIC				1.1522 / 0.2216					
				12/9/2011	12/9/2011	INT		0.00	0.00	0.00	(75,001.06)	75,001.06
				12/9/2011	12/9/2011	MAT		(25,000,000.00)	(25,243,733.84)	0.00	243,733.84	25,000,000.00
521520	WELLS FARGO BANK	/BNP PARIBAS	MTNFDIC				3.0000 / 0.1630					

County of Orange
Treasurer-Tax Collector's Office
Detail Transaction Report

Transaction Date From 01-Dec-2011 To 31-Dec-2011

Deal	Issuer	Broker	Inst Type	Maturity Date	Trans Date	Trans Type	Coupon/ Yield(%)	Par Value	Cost	Purchased Interest	(Interest) Amort / (Accret) (Gain) / Loss	Settlement
Fund:	**County Money Mkt Fnd**											
				12/9/2011	12/9/2011	INT		0.00	0.00	0.00	(106,740.00)	106,740.00
				12/9/2011	12/9/2011	MAT		(7,116,000.00)	(7,322,506.32)	0.00	206,506.32	7,116,000.00
534146	WELLS FARGO BANK	/RBC	MTNFDIC				3.0000 / 0.1399					
				12/9/2011	12/9/2011	INT		0.00	0.00	0.00	(101,250.00)	101,250.00
				12/9/2011	12/9/2011	MAT		(6,750,000.00)	(6,847,312.50)	0.00	97,312.50	6,750,000.00
534693	WELLS FARGO BANK	/DEUTSCHE	MTNFDIC				3.0000 / 0.1400					
				12/9/2011	12/9/2011	INT		0.00	0.00	0.00	(72,210.00)	72,210.00
				12/9/2011	12/9/2011	MAT		(4,814,000.00)	(4,883,475.65)	0.00	69,475.65	4,814,000.00
534977	GENERAL ELEC CAP CORP	/BNP PARIBAS	MTNFDIC				3.0000 / 0.1401					
				12/9/2011	12/9/2011	INT		0.00	0.00	0.00	(30,930.00)	30,930.00
				12/9/2011	12/9/2011	MAT		(2,062,000.00)	(2,091,765.65)	0.00	29,765.65	2,062,000.00
537708	WELLS FARGO BANK	/CASTLE OAK SECURITIES	MTNFFDIC				1.1017 / 0.1380					
				12/9/2011	12/9/2011	INT		0.00	0.00	0.00	(26,100.37)	26,100.37
				12/9/2011	12/9/2011	MAT		(8,700,000.00)	(8,744,224.09)	0.00	44,224.09	8,700,000.00
537709	GENERAL ELEC CAP CORP	/MORGAN STANLEY	MTNFDIC				3.0000 / 0.1300					
				12/9/2011	12/9/2011	INT		0.00	0.00	0.00	(75,000.00)	75,000.00
				12/9/2011	12/9/2011	MAT		(15,000,000.00)	(15,217,965.90)	0.00	10,217,965.90	5,000,000.00
539026	GENERAL ELEC CAP CORP	/BNP PARIBAS	MTNFDIC				3.0000 / 0.1201					
				12/9/2011	12/9/2011	INT		0.00	0.00	0.00	(63,135.00)	63,135.00
				12/9/2011	12/9/2011	MAT		(4,209,000.00)	(4,270,410.71)	0.00	61,410.71	4,209,000.00
545192	WELLS FARGO BANK	/CASTLE OAK SECURITIES	MTNFDIC				3.0000 / 0.1104					
				12/9/2011	12/9/2011	INT		0.00	0.00	0.00	(75,000.00)	75,000.00
				12/9/2011	12/9/2011	MAT		(5,000,000.00)	(5,073,646.67)	0.00	73,646.67	5,000,000.00
546954	GENERAL ELEC CAP CORP	/RBC	MTNFDIC				3.0000 / 0.1204					
				12/9/2011	12/9/2011	INT		0.00	0.00	0.00	(75,000.00)	75,000.00
				12/9/2011	12/9/2011	MAT		(5,000,000.00)	(5,073,660.00)	0.00	73,660.00	5,000,000.00
549396	GENERAL ELEC CAP CORP	/BARCLAY CAPITAL	MTNF				1.2668 / 0.0900					
				12/9/2011	12/9/2011	INT		0.00	0.00	0.00	(15,306.83)	15,306.83
				12/9/2011	12/9/2011	MAT		(4,780,000.00)	(4,790,310.56)	0.00	10,310.56	4,780,000.00

Deals [Transaction Type] = SE

County of Orange
Treasurer-Tax Collector's Office
Detail Transaction Report

Transaction Date From 01-Dec-2011 To 31-Dec-2011

Deal	Issuer	Broker	Inst Type	Maturity Date	Trans Date	Trans Type	Coupon/ Yield(%)	Par Value	Cost	Purchased Interest	(Interest) Amort / (Accret) (Gain) / Loss	Settlement
Fund:	**County Money Mkt Fnd**											
554476	GENERAL ELEC CAP CORP	/BNP PARIBAS	MTNFDIC				3.0000 / 0.0706					
				12/9/2011	12/9/2011	INT		0.00	0.00	0.00	(30,990.00)	30,990.00
				12/9/2011	12/9/2011	MAT		(2,066,000.00)	(2,096,833.68)	0.00	30,833.68	2,066,000.00
554479	WELLS FARGO BANK	/BNP PARIBAS	MTNFDIC				3.0000 / 0.0706					
				12/9/2011	12/9/2011	INT		0.00	0.00	0.00	(39,195.00)	39,195.00
				12/9/2011	12/9/2011	MAT		(2,613,000.00)	(2,651,997.28)	0.00	38,997.28	2,613,000.00
555821	WELLS FARGO BANK	/BANK OF AMERICA	MTNFDIC				3.0000 / 0.0700					
				12/9/2011	12/9/2011	INT		0.00	0.00	0.00	(53,220.00)	53,220.00
				12/9/2011	12/9/2011	MAT		(3,548,000.00)	(3,601,002.95)	0.00	53,002.95	3,548,000.00
557235	WELLS FARGO BANK	/WELLS FARGO BANK	MTNFFDIC				1.1868 / 0.0550					
				12/9/2011	12/9/2011	INT		0.00	0.00	0.00	(30,000.43)	30,000.43
				12/9/2011	12/9/2011	MAT		(10,000,000.00)	(10,029,648.00)	0.00	29,648.00	10,000,000.00
558321	WELLS FARGO BANK	/JP MORGAN CHASE & CO	MTNFDIC				3.0000 / 0.0500					
				12/9/2011	12/9/2011	INT		0.00	0.00	0.00	(87,075.00)	87,075.00
				12/9/2011	12/9/2011	MAT		(5,805,000.00)	(5,891,935.87)	0.00	86,935.87	5,805,000.00
559192	GENERAL ELEC CAP CORP	/BNP PARIBAS	MTNFDIC				3.0000 / 0.0602					
				12/9/2011	12/9/2011	INT		0.00	0.00	0.00	(286,875.00)	286,875.00
				12/9/2011	12/9/2011	MAT		(19,125,000.00)	(19,411,518.00)	0.00	286,518.00	19,125,000.00
559193	GENERAL ELEC CAP CORP	/JP MORGAN CHASE & CO	MTNFDIC				3.0000 / 0.0504					
				12/9/2011	12/9/2011	INT		0.00	0.00	0.00	(315,000.00)	315,000.00
				12/9/2011	12/9/2011	MAT		(21,000,000.00)	(21,314,314.00)	0.00	314,314.00	21,000,000.00
560538	FED HM LN BK BD	/RBC	CALLGOVAGY				2.0000 / 1.9944					
				12/9/2014	12/9/2011	EPAY PRI		(12,000,000.00)	(12,119,930.32)	0.00	0.00	12,119,930.32
				12/9/2014	12/9/2011	INT		0.00	0.00	0.00	(120,000.00)	120,000.00
561093	GENERAL ELEC CAP CORP	/BNP PARIBAS	MTNFDIC				3.0000 / 0.0615					
				12/9/2011	12/9/2011	INT		0.00	0.00	0.00	(203,610.00)	203,610.00
				12/9/2011	12/9/2011	MAT		(13,574,000.00)	(13,777,586.47)	0.00	203,586.47	13,574,000.00
561385	FED FARM CR BK	/CASTLE OAK SECURITIES	AGN FLOAT1				0.2579 / 0.1303					
				11/13/2012	12/9/2011	PURC		10,000,000.00	10,013,702.54	0.00	0.00	(10,013,702.54)

County of Orange
Treasurer-Tax Collector's Office
Detail Transaction Report

Transaction Date From 01-Dec-2011 To 31-Dec-2011

Deal	Issuer	Broker	Inst Type	Maturity Date	Trans Date	Trans Type	Coupon/ Yield(%)	Par Value	Cost	Purchased Interest	(Interest) Amort / (Accret) (Gain) / Loss	Settlement
Fund:	**County Money Mkt Fnd**											
561386	FED HM LN BK BD	/JP MORGAN CHASE & CO	AGNF1				0.2000 / 0.2034					
				11/29/2012	12/9/2011	PURC		25,000,000.00	25,001,119.45	0.00	0.00	(25,001,119.44)
561387	CHEVRON CORP	/CHEVRON	CP				0.0300 / 0.0300					
				12/20/2011	12/9/2011	PURC		25,000,000.00	24,999,770.83	0.00	0.00	(24,999,770.83)
561389	FNMA DISCOUNT	/UBS FINANCIAL SERVICES	AGDN				0.0700 / 0.0700					
				5/30/2012	12/9/2011	PURC		8,255,000.00	8,252,223.11	0.00	0.00	(8,252,223.11)
561390	FNMA DISCOUNT	/CITIGROUP GLOBAL MARKETS	AGDN				0.0650 / 0.0650					
				5/30/2012	12/9/2011	PURC		42,000,000.00	41,986,880.84	0.00	0.00	(41,986,880.83)
561391	FHLB DISC CORP	/DEUTSCHE	AGDN				0.0100 / 0.0100					
				12/30/2011	12/9/2011	PURC		50,000,000.00	49,999,708.35	0.00	0.00	(49,999,708.33)
561392	FHLB DISC CORP	/DEUTSCHE	AGDN				0.0100 / 0.0100					
				12/30/2011	12/9/2011	PURC		50,000,000.00	49,999,708.35	0.00	0.00	(49,999,708.33)
561396	US TREASURY N/B	/DEUTSCHE	TBILL				0.0060 / 0.0060					
				12/22/2011	12/9/2011	PURC		50,000,000.00	49,999,891.65	0.00	0.00	(49,999,891.67)
561397	US TREASURY N/B	/DEUTSCHE	TBILL				0.0050 / 0.0050					
				12/29/2011	12/9/2011	PURC		50,000,000.00	49,999,861.10	0.00	0.00	(49,999,861.11)
565792	NT TREASURY SWEEP - MMF	/	NTSWEEPMMF				0.0112 / 0.0112					
				12/9/2011	12/9/2011	INT		0.00	0.00	0.00	(4.21)	4.21
				12/9/2011	12/9/2011	MAT		(13,777,586.47)	(13,777,586.47)	0.00	0.00	13,777,586.47
499706	TORONTO DOMINION BANK NY	/TDSI	YCDF				0.3413 / 0.3413					
				1/12/2012	12/12/2011	INT		0.00	0.00	0.00	(2,550.26)	2,550.26
556619	WAL-MART STORES INC	/CRED SUIS SECURITIES	CP				0.0400 / 0.0400					
				12/12/2011	12/12/2011	MAT		(8,000,000.00)	(7,999,751.11)	0.00	(248.89)	8,000,000.00
561654	WAL-MART STORES INC	/BARCLAYS CAPITAL	CP				0.0400 / 0.0400					
				12/28/2011	12/12/2011	PURC		25,000,000.00	24,999,555.55	0.00	0.00	(24,999,555.56)
561655	CHEVRON CORP	/CHEVRON	CP				0.0500 / 0.0500					
				12/20/2011	12/12/2011	PURC		25,000,000.00	24,999,722.23	0.00	0.00	(24,999,722.22)

County of Orange
Treasurer-Tax Collector's Office
Detail Transaction Report

Transaction Date From 01-Dec-2011 To 31-Dec-2011

Deal	Issuer	Broker	Inst Type	Maturity Date	Trans Date	Trans Type	Coupon/ Yield(%)	Par Value	Cost	Purchased Interest	(Interest) Amort / (Accret) (Gain) / Loss	Settlement
Fund:	**County Money Mkt Fnd**											
561659	FED HM LN BK BD	/JP MORGAN CHASE & CO	AGNF1				0.2000 / 0.2034					
				11/29/2012	12/12/2011	PURC		25,000,000.00	25,001,536.10	0.00	0.00	(25,001,536.11)
561660	FED HM LN BK BD	/CASTLE OAK SECURITIES	AGYMAT				0.2100 / 0.2240					
				1/8/2013	12/12/2011	PURC		20,000,000.00	19,997,000.00	0.00	0.00	(19,997,000.00)
561662	US TREASURY N/B	/DEUTSCHE	TBILL				0.0080 / 0.0080					
				12/22/2011	12/12/2011	PURC		50,000,000.00	49,999,888.90	0.00	0.00	(49,999,888.89)
561663	US TREASURY N/B	/DEUTSCHE	TBILL				0.0080 / 0.0080					
				12/22/2011	12/12/2011	PURC		50,000,000.00	49,999,888.90	0.00	0.00	(49,999,888.89)
529027	FED FARM CR BK	/CRED SUIS SECURITIES	AGN FLOAT1				0.1995 / 0.1279					
				2/13/2012	12/13/2011	INT		0.00	0.00	0.00	(2,750.83)	2,750.83
546953	MORGAN STANLEY	/CASTLE OAK SECURITIES	MTNFFDIC				0.5379 / 0.1745					
				3/13/2012	12/13/2011	INT		0.00	0.00	0.00	(54,391.71)	54,391.71
561385	FED FARM CR BK	/CASTLE OAK SECURITIES	AGN FLOAT1				0.2579 / 0.1303					
				11/13/2012	12/13/2011	INT		0.00	0.00	0.00	(2,149.08)	2,149.08
561725	WAL-MART STORES INC	/CRED SUIS SECURITIES	CP				0.0400 / 0.0400					
				12/30/2011	12/13/2011	PURC		20,000,000.00	19,999,622.22	0.00	0.00	(19,999,622.22)
561726	WAL-MART STORES INC	/BARCLAYS CAPITAL	CP				0.0400 / 0.0400					
				12/30/2011	12/13/2011	PURC		15,000,000.00	14,999,716.67	0.00	0.00	(14,999,716.67)
561934	US TREASURY N/B	/UBS FINANCIAL SERVICES	TBILL				0.0050 / 0.0050					
				12/22/2011	12/13/2011	PURC		50,000,000.00	49,999,937.50	0.00	0.00	(49,999,937.50)
561935	US TREASURY N/B	/UBS FINANCIAL SERVICES	TBILL				0.0050 / 0.0050					
				12/22/2011	12/13/2011	PURC		50,000,000.00	49,999,937.50	0.00	0.00	(49,999,937.50)
561936	US TREASURY N/B	/UBS FINANCIAL SERVICES	TBILL				0.0050 / 0.0050					
				12/22/2011	12/13/2011	PURC		25,000,000.00	24,999,968.75	0.00	0.00	(24,999,968.75)
561938	FREDDIE DISCOUNT	/BANK OF AMERICA	AGDN				0.0100 / 0.0100					

County of Orange
Treasurer-Tax Collector's Office
Detail Transaction Report

Transaction Date From 01-Dec-2011 To 31-Dec-2011

Deal	Issuer	Broker	Inst Type	Maturity Date	Trans Date	Trans Type	Coupon/ Yield(%)	Par Value	Cost	Purchased Interest	(Interest) Amort / (Accret) (Gain) / Loss	Settlement
Fund:	**County Money Mkt Fnd**											
				12/21/2011	12/13/2011	PURC		36,805,000.00	36,804,918.22	0.00	0.00	(36,804,918.21)
494099	TOYOTA MOTOR CREDIT	/RBC	MTNF				0.4100 / 0.4100					
				12/14/2011	12/14/2011	INT		0.00	0.00	0.00	(312.44)	312.44
				12/14/2011	12/14/2011	INT		0.00	0.00	0.00	(12,133.33)	12,133.33
				12/14/2011	12/14/2011	MAT		(15,000,000.00)	(15,000,000.00)	0.00	0.00	15,000,000.00
505276	FREDDIE MAC	/CASTLE OAK SECURITIES	AGN FLOAT1				0.2213 / 0.2212					
				12/14/2011	12/14/2011	INT		0.00	0.00	0.00	(4,331.04)	4,331.04
				12/14/2011	12/14/2011	MAT		(25,000,000.00)	(25,004,148.44)	0.00	4,148.44	25,000,000.00
505809	ROYAL BANK OF CANADA	/RBC	YCDF				0.3140 / 0.3140					
				2/14/2012	12/14/2011	INT		0.00	0.00	0.00	(3,723.63)	3,723.63
547231	ROYAL BANK OF CANADA	/RBC	YCDF				0.2786 / 0.2254					
				2/14/2012	12/14/2011	INT		0.00	0.00	0.00	(794.37)	794.37
556624	WAL-MART STORES INC	/BARCLAYS CAPITAL	CP				0.0400 / 0.0400					
				12/14/2011	12/14/2011	MAT		(15,000,000.00)	(14,999,500.00)	0.00	(500.00)	15,000,000.00
559248	COUNTY OF ORANGE	/COUNTY OF ORANGE	OCPOB2011A				1.8200 / 0.8488					
				4/13/2012	12/14/2011	SALE		(63,500,000.00)	(63,500,000.00)	0.00	0.00	2,452,652.10
				4/13/2012	12/14/2011	INT		0.00	0.00	0.00	(26,170.97)	26,170.97
562192	FREDDIE DISCOUNT	/JEFFERIES & COMPANY	AGDN				0.0100 / 0.0100					
				12/20/2011	12/14/2011	PURC		50,000,000.00	49,999,916.65	0.00	0.00	(49,999,916.67)
562193	FNMA DISCOUNT	/WELLS FARGO BANK	AGDN				0.0100 / 0.0100					
				12/20/2011	12/14/2011	PURC		10,000,000.00	9,999,983.33	0.00	0.00	(9,999,983.33)
562194	FHLB DISC CORP	/JEFFERIES & COMPANY	AGDN				0.0100 / 0.0100					
				12/21/2011	12/14/2011	PURC		29,100,000.00	29,099,943.43	0.00	0.00	(29,099,943.42)
562200	FED HM LN BK BD	/JP MORGAN CHASE & CO	AGNF1				0.1800 / 0.0308					
				12/21/2011	12/14/2011	PURC		3,015,000.00	3,019,052.17	0.00	0.00	(3,019,052.17)
556895	FREDDIE MAC	/CRED SUIS SECURITIES	AGNF1				1.1250 / 0.0400					
				12/15/2011	12/15/2011	INT		0.00	0.00	0.00	(139,066.88)	139,066.88
				12/15/2011	12/15/2011	MAT		(24,723,000.00)	(24,861,238.65)	0.00	138,238.65	24,723,000.00

County of Orange
Treasurer-Tax Collector's Office
Detail Transaction Report

Transaction Date From 01-Dec-2011 To 31-Dec-2011

Deal	Issuer	Broker	Inst Type	Maturity Date	Trans Date	Trans Type	Coupon/ Yield(%)	Par Value	Cost	Purchased Interest	(Interest) Amort / (Accret) (Gain) / Loss	Settlement
Fund:	**County Money Mkt Fnd**											
556896	FREDDIE MAC	/CRED SUIS SECURITIES	AGNF1				1.1250 / 0.0400					
				12/15/2011	12/15/2011	INT		0.00	0.00	0.00	(281,250.00)	281,250.00
				12/15/2011	12/15/2011	MAT		(50,000,000.00)	(50,279,575.00)	0.00	279,575.00	50,000,000.00
559771	GOLDMAN SACHS GROUP INC	/CANTOR FITZGERALD	MTNFDIC				3.2500 / 0.2448					
				6/15/2012	12/15/2011	INT		0.00	0.00	0.00	(243,750.00)	243,750.00
562266	HSBC BANK USA	/BNP PARIBAS	MTNFDIC				3.1250 / 0.0640					
				12/16/2011	12/15/2011	PURC		5,055,000.00	5,133,975.25	0.00	0.00	(5,133,975.25)
562267	US TREASURY N/B	/BNP PARIBAS	TBILL				0.0030 / 0.0030					
				12/22/2011	12/15/2011	PURC		50,000,000.00	49,999,970.85	0.00	0.00	(49,999,970.83)
565782	NT TREASURY SWEEP - MMF	/	NTSWEEPMMF				0.0112 / 0.0112					
				12/16/2011	12/15/2011	PURC		5,133,975.25	5,133,975.25	0.00	0.00	(5,133,975.25)
545134	HSBC BANK USA	/BNP PARIBAS	MTNFDIC				3.1250 / 0.1100					
				12/16/2011	12/16/2011	INT		0.00	0.00	0.00	(156,250.00)	156,250.00
				12/16/2011	12/16/2011	MAT		(10,000,000.00)	(10,153,302.78)	0.00	153,302.78	10,000,000.00
554478	HSBC BANK USA	/BNP PARIBAS	MTNFDIC				3.1250 / 0.0703					
				12/16/2011	12/16/2011	INT		0.00	0.00	0.00	(67,968.75)	67,968.75
				12/16/2011	12/16/2011	MAT		(4,350,000.00)	(4,417,580.51)	0.00	67,580.51	4,350,000.00
555546	HSBC BANK USA	/BANK OF AMERICA	MTNFDIC				3.1250 / 0.0700					
				12/16/2011	12/16/2011	INT		0.00	0.00	0.00	(50,312.50)	50,312.50
				12/16/2011	12/16/2011	MAT		(3,220,000.00)	(3,270,064.51)	0.00	50,064.51	3,220,000.00
557234	HSBC BANK USA	/JP MORGAN CHASE & CO	MTNFDIC				3.1250 / 0.0510					
				12/16/2011	12/16/2011	INT		0.00	0.00	0.00	(66,796.88)	66,796.88
				12/16/2011	12/16/2011	MAT		(4,275,000.00)	(4,341,612.34)	0.00	66,612.34	4,275,000.00
557812	FED HM LN BK BD	/BNP PARIBAS	CALLGOVAGY				0.4000 / 0.3852					
				11/23/2012	12/16/2011	EPAY PRI		(15,000,000.00)	(15,002,250.00)	0.00	0.00	15,002,250.00
				11/23/2012	12/16/2011	INT		0.00	0.00	0.00	(4,666.67)	4,666.67
558607	HSBC BANK USA	/RBC	MTNFDIC				3.1250 / 0.0700					
				12/16/2011	12/16/2011	INT		0.00	0.00	0.00	(129,687.50)	129,687.50
				12/16/2011	12/16/2011	MAT		(8,300,000.00)	(8,429,310.45)	0.00	129,310.45	8,300,000.00
560266	FED HM LN BK BD	/BNP PARIBAS	CALLGOVAGY				0.4000 / 0.4000					
				11/23/2012	12/16/2011	EPAY PRI		(11,800,000.00)	(11,802,228.89)	0.00	0.00	11,802,228.89
				11/23/2012	12/16/2011	INT		0.00	0.00	0.00	(3,671.11)	3,671.11

Deals [Transaction Type] = SE

County of Orange
Treasurer-Tax Collector's Office
Detail Transaction Report

Transaction Date From 01-Dec-2011 To 31-Dec-2011

Deal	Issuer	Broker	Inst Type	Maturity Date	Trans Date	Trans Type	Coupon/ Yield(%)	Par Value	Cost	Purchased Interest	(Interest) Amort / (Accret) (Gain) / Loss	Settlement
Fund:	**County Money Mkt Fnd**											
560930	WAL-MART STORES INC	/MORGAN STANLEY	CP				0.0300 / 0.0300					
				12/16/2011	12/16/2011	MAT		(50,000,000.00)	(49,999,666.67)	0.00	(333.33)	50,000,000.00
562266	HSBC BANK USA	/BNP PARIBAS	MTNFDIC				3.1250 / 0.0640					
				12/16/2011	12/16/2011	INT		0.00	0.00	0.00	(78,984.38)	78,984.38
				12/16/2011	12/16/2011	MAT		(5,055,000.00)	(5,133,975.25)	0.00	78,975.25	5,055,000.00
562590	US TREASURY N/B	/BARCLAY CAPITAL	TBILL				0.0160 / 0.0160					
				12/29/2011	12/16/2011	PURC		50,000,000.00	49,999,711.10	0.00	0.00	(49,999,711.11)
562592	US TREASURY N/B	/DEUTSCHE	TBILL				0.0150 / 0.0150					
				12/29/2011	12/16/2011	PURC		25,000,000.00	24,999,864.58	0.00	0.00	(24,999,864.58)
565782	NT TREASURY SWEEP - MMF	/	NTSWEEPMMF				0.0112 / 0.0112					
				12/16/2011	12/16/2011	INT		0.00	0.00	0.00	(1.57)	1.57
				12/16/2011	12/16/2011	MAT		(5,133,975.25)	(5,133,975.25)	0.00	0.00	5,133,975.25
540950	FANNIE MAE	/CASTLE OAK SECURITIES	AGN FLOAT1				0.2402 / 0.1847					
				9/17/2012	12/17/2011	INT		0.00	0.00	0.00	(2,347.67)	2,347.67
506633	FED FARM CR BK	/JEFFERIES & COMPANY	AGN FLOAT1				0.2413 / 0.2158					
				3/19/2012	12/19/2011	INT		0.00	0.00	0.00	(2,934.75)	2,934.75
547230	RABOBANK NEDERLAND NV NY	/RBC	YCD				0.3200 / 0.3200					
				12/19/2011	12/19/2011	INT		0.00	0.00	0.00	(11,733.33)	11,733.33
				12/19/2011	12/19/2011	MAT		(15,000,000.00)	(15,000,000.00)	0.00	0.00	15,000,000.00
562951	NESTLE CAPITAL CORP	/CRED SUIS SECURITIES	CP				0.0200 / 0.0200					
				12/20/2011	12/19/2011	PURC		25,000,000.00	24,999,986.10	0.00	0.00	(24,999,986.11)
562952	FANNIE MAE	/MORGAN STANLEY	AGN FLOAT1				0.2472 / 0.1036					
				7/26/2012	12/19/2011	PURC		50,000,000.00	50,051,197.30	0.00	0.00	(50,051,197.31)
554481	WAL-MART STORES INC	/MORGAN STANLEY	CP				0.0600 / 0.0600					
				12/20/2011	12/20/2011	MAT		(9,500,000.00)	(9,499,224.17)	0.00	(775.83)	9,500,000.00
555075	FREDDIE DISCOUNT	/BNP PARIBAS	AGDN				0.0600 / 0.0600					
				12/20/2011	12/20/2011	MAT		(50,000,000.00)	(49,996,166.67)	0.00	(3,833.33)	50,000,000.00

Deals [Transaction Type] = SE

County of Orange
Treasurer-Tax Collector's Office
Detail Transaction Report

Transaction Date From 01-Dec-2011 To 31-Dec-2011

Deal	Issuer	Broker	Inst Type	Maturity Date	Trans Date	Trans Type	Coupon/ Yield(%)	Par Value	Cost	Purchased Interest	(Interest) Amort / (Accret) (Gain) / Loss	Settlement
Fund:	**County Money Mkt Fnd**											
556955	CHEVRON CORP	/CHEVRON	CP				0.0600 / 0.0600					
				12/20/2011	12/20/2011	MAT		(10,000,000.00)	(9,999,433.33)	0.00	(566.67)	10,000,000.00
558377	CHEVRON CORP	/CHEVRON	CP				0.0600 / 0.0600					
				12/20/2011	12/20/2011	MAT		(15,000,000.00)	(14,999,325.00)	0.00	(675.00)	15,000,000.00
558603	FHLB DISC CORP	/JEFFERIES & COMPANY	AGDN				0.0200 / 0.0200					
				12/21/2011	12/20/2011	SALE		(50,000,000.00)	(49,999,222.22)	0.00	(779.17)	50,000,001.39
560528	CHEVRON CORP	/CHEVRON	CP				0.0300 / 0.0300					
				12/20/2011	12/20/2011	MAT		(45,000,000.00)	(44,999,475.00)	0.00	(525.00)	45,000,000.00
560781	CHEVRON CORP	/CHEVRON	CP				0.0300 / 0.0300					
				12/20/2011	12/20/2011	MAT		(15,000,000.00)	(14,999,837.50)	0.00	(162.50)	15,000,000.00
561387	CHEVRON CORP	/CHEVRON	CP				0.0300 / 0.0300					
				12/20/2011	12/20/2011	MAT		(25,000,000.00)	(24,999,770.83)	0.00	(229.17)	25,000,000.00
561655	CHEVRON CORP	/CHEVRON	CP				0.0500 / 0.0500					
				12/20/2011	12/20/2011	MAT		(25,000,000.00)	(24,999,722.22)	0.00	(277.78)	25,000,000.00
562192	FREDDIE DISCOUNT	/JEFFERIES & COMPANY	AGDN				0.0100 / 0.0100					
				12/20/2011	12/20/2011	MAT		(50,000,000.00)	(49,999,916.67)	0.00	(83.33)	50,000,000.00
562193	FNMA DISCOUNT	/WELLS FARGO BANK	AGDN				0.0100 / 0.0100					
				12/20/2011	12/20/2011	MAT		(10,000,000.00)	(9,999,983.33)	0.00	(16.67)	10,000,000.00
562951	NESTLE CAPITAL CORP	/CRED SUIS SECURITIES	CP				0.0200 / 0.0200					
				12/20/2011	12/20/2011	MAT		(25,000,000.00)	(24,999,986.11)	0.00	(13.89)	25,000,000.00
563247	CHEVRON CORP	/CHEVRON	CP				0.0500 / 0.0500					
				1/5/2012	12/20/2011	PURC		20,000,000.00	19,999,555.56	0.00	0.00	(19,999,555.56)
546952	TORONTO DOMINION BANK NY	/TDSI	YCDF				0.3007 / 0.3007					
				9/21/2012	12/21/2011	INT		0.00	0.00	0.00	(4,059.75)	4,059.75
558604	FHLB DISC CORP	/JEFFERIES & COMPANY	AGDN				0.0200 / 0.0200					
				12/21/2011	12/21/2011	MAT		(50,000,000.00)	(49,999,222.22)	0.00	(777.78)	50,000,000.00
558606	FHLB DISC CORP	/JEFFERIES & COMPANY	AGDN				0.0200 / 0.0200					
				12/21/2011	12/21/2011	MAT		(50,000,000.00)	(49,999,222.22)	0.00	(777.78)	50,000,000.00
561938	FREDDIE DISCOUNT	/BANK OF AMERICA	AGDN				0.0100 / 0.0100					

County of Orange
Treasurer-Tax Collector's Office
Detail Transaction Report

Transaction Date From 01-Dec-2011 To 31-Dec-2011

Deal	Issuer	Broker	Inst Type	Maturity Date	Trans Date	Trans Type	Coupon/ Yield(%)	Par Value	Cost	Purchased Interest	(Interest) Amort / (Accret) (Gain) / Loss	Settlement
Fund:	**County Money Mkt Fnd**											
				12/21/2011	12/21/2011	MAT		(36,805,000.00)	(36,804,918.21)	0.00	(81.79)	36,805,000.00
562194	FHLB DISC CORP	/JEFFERIES & COMPANY	AGDN				0.0100 / 0.0100					
				12/21/2011	12/21/2011	MAT		(29,100,000.00)	(29,099,943.42)	0.00	(56.58)	29,100,000.00
562200	FED HM LN BK BD	/JP MORGAN CHASE & CO	AGNF1				0.1800 / 0.0308					
				12/21/2011	12/21/2011	INT		0.00	0.00	0.00	(4,070.25)	4,070.25
				12/21/2011	12/21/2011	MAT		(3,015,000.00)	(3,019,052.17)	0.00	4,052.17	3,015,000.00
563545	FREDDIE MAC	/GOLDMAN SACHS	AGN FLOAT1				0.2414 / 0.0852					
				4/3/2012	12/21/2011	PURC		50,000,000.00	50,028,386.00	0.00	0.00	(50,028,386.00)
561094	FED HM LN BK BD	/JP MORGAN CHASE & CO	AGNF1				0.2000 / 0.2034					
				11/29/2012	12/22/2011	SALE		(30,000,000.00)	(30,001,176.67)	0.00	(6,923.33)	30,008,100.00
561386	FED HM LN BK BD	/JP MORGAN CHASE & CO	AGNF1				0.2000 / 0.2034					
				11/29/2012	12/22/2011	SALE		(25,000,000.00)	(25,001,119.44)	0.00	(5,630.56)	25,006,750.00
561396	US TREASURY N/B	/DEUTSCHE	TBILL				0.0060 / 0.0060					
				12/22/2011	12/22/2011	MAT		(50,000,000.00)	(49,999,891.67)	0.00	(108.33)	50,000,000.00
561659	FED HM LN BK BD	/JP MORGAN CHASE & CO	AGNF1				0.2000 / 0.2034					
				11/29/2012	12/22/2011	SALE		(25,000,000.00)	(25,001,536.11)	0.00	(5,213.89)	25,006,750.00
561662	US TREASURY N/B	/DEUTSCHE	TBILL				0.0080 / 0.0080					
				12/22/2011	12/22/2011	MAT		(50,000,000.00)	(49,999,888.89)	0.00	(111.11)	50,000,000.00
561663	US TREASURY N/B	/DEUTSCHE	TBILL				0.0080 / 0.0080					
				12/22/2011	12/22/2011	MAT		(50,000,000.00)	(49,999,888.89)	0.00	(111.11)	50,000,000.00
561934	US TREASURY N/B	/UBS FINANCIAL SERVICES	TBILL				0.0050 / 0.0050					
				12/22/2011	12/22/2011	MAT		(50,000,000.00)	(49,999,937.50)	0.00	(62.50)	50,000,000.00
561935	US TREASURY N/B	/UBS FINANCIAL SERVICES	TBILL				0.0050 / 0.0050					
				12/22/2011	12/22/2011	MAT		(50,000,000.00)	(49,999,937.50)	0.00	(62.50)	50,000,000.00
561936	US TREASURY N/B	/UBS FINANCIAL SERVICES	TBILL				0.0050 / 0.0050					
				12/22/2011	12/22/2011	MAT		(25,000,000.00)	(24,999,968.75)	0.00	(31.25)	25,000,000.00

Deals [Transaction Type] = SE

County of Orange
Treasurer-Tax Collector's Office
Detail Transaction Report

Transaction Date From 01-Dec-2011 To 31-Dec-2011

Deal	Issuer	Broker	Inst Type	Maturity Date	Trans Date	Trans Type	Coupon/ Yield(%)	Par Value	Cost	Purchased Interest	(Interest) Amort / (Accret) (Gain) / Loss	Settlement
Fund:	**County Money Mkt Fnd**											
562267	US TREASURY N/B	/BNP PARIBAS	TBILL				0.0030 / 0.0030					
				12/22/2011	12/22/2011	MAT		(50,000,000.00)	(49,999,970.83)	0.00	(29.17)	50,000,000.00
558682	FHLB DISC CORP	/GREENWICH CAPITAL	AGDN				0.0300 / 0.0300					
				12/23/2011	12/23/2011	MAT		(4,955,000.00)	(4,954,896.77)	0.00	(103.23)	4,955,000.00
541738	FANNIE MAE	/DEUTSCHE	AGN FLOAT1				0.1773 / 0.1567					
				7/26/2012	12/26/2011	INT		0.00	0.00	0.00	(5,150.42)	5,150.42
562952	FANNIE MAE	/MORGAN STANLEY	AGN FLOAT1				0.2472 / 0.1036					
				7/26/2012	12/26/2011	INT		0.00	0.00	0.00	(10,300.83)	10,300.83
553965	FREDDIE DISCOUNT	/UBS FINANCE (DE) LLC	AGDN				0.0300 / 0.0300					
				12/27/2011	12/27/2011	MAT		(50,000,000.00)	(49,997,500.00)	0.00	(2,500.00)	50,000,000.00
564350	FED HM LN BK BD	/BNP PARIBAS	CALLGOVAGY				0.2500 / 0.2500					
				1/8/2013	12/27/2011	PURC		15,000,000.00	15,000,000.00	0.00	0.00	(15,000,000.00)
564351	FED HM LN BK BD	/DEUTSCHE	CALLGOVAGY				0.2500 / 0.2500					
				1/8/2013	12/27/2011	PURC		12,500,000.00	12,500,000.00	0.00	0.00	(12,500,000.00)
513643	ROYAL BANK OF CANADA	/MORGAN STANLEY	YCDF				0.3483 / 0.2990					
				1/27/2012	12/28/2011	INT		0.00	0.00	0.00	(2,381.47)	2,381.47
519888	FED HM LN BK BD	/CASTLE OAK SECURITIES	AGN FLOAT1				0.1710 / 0.1556					
				2/28/2012	12/28/2011	INT		0.00	0.00	0.00	(1,085.00)	1,085.00
551842	FED HM LN BK BD	/CRED SUIS SECURITIES	AGNF1				1.0000 / 0.0603					
				12/28/2011	12/28/2011	INT		0.00	0.00	0.00	(250,000.00)	250,000.00
				12/28/2011	12/28/2011	MAT		(50,000,000.00)	(50,244,027.78)	0.00	244,027.78	50,000,000.00
554019	FHLB DISC CORP	/UBS FINANCE (DE) LLC	AGDN				0.0300 / 0.0300					
				12/28/2011	12/28/2011	MAT		(50,000,000.00)	(49,997,583.33)	0.00	(2,416.67)	50,000,000.00
554021	FHLB DISC CORP	/CRED SUIS SECURITIES	AGDN				0.0300 / 0.0300					
				12/28/2011	12/28/2011	MAT		(50,000,000.00)	(49,997,583.33)	0.00	(2,416.67)	50,000,000.00
560267	US BANCORP	/CASTLE OAK SECURITIES	MTNFFDIC				0.6572 / 0.0985					
				4/27/2012	12/28/2011	INT		0.00	0.00	0.00	(16,430.50)	16,430.50
561654	WAL-MART STORES INC	/BARCLAYS CAPITAL	CP				0.0400 / 0.0400					

Deals [Transaction Type] = SE

County of Orange
Treasurer-Tax Collector's Office
Detail Transaction Report

Transaction Date From 01-Dec-2011 To 31-Dec-2011

Deal	Issuer	Broker	Inst Type	Maturity Date	Trans Date	Trans Type	Coupon/ Yield(%)	Par Value	Cost	Purchased Interest	(Interest) Amort / (Accret) (Gain) / Loss	Settlement
Fund:	**County Money Mkt Fnd**											
				12/28/2011	12/28/2011	MAT		(25,000,000.00)	(24,999,555.56)	0.00	(444.44)	25,000,000.00
564637	FHLB DISC CORP	/JP MORGAN CHASE & CO	AGDN				0.0100 / 0.0100					
				2/29/2012	12/28/2011	PURC		50,000,000.00	49,999,125.00	0.00	0.00	(49,999,125.00)
515583	FREDDIE MAC	/OPPENHEIMER & CO., INC	AGN FLOAT1				0.1982 / 0.1764					
				12/29/2011	12/29/2011	INT		0.00	0.00	0.00	(1,309.00)	1,309.00
				12/29/2011	12/29/2011	MAT		(7,500,000.00)	(7,501,530.42)	0.00	1,530.42	7,500,000.00
545654	FED HM LN BK BD	/BNP PARIBAS	CALLGOVAGY				0.3500 / 0.3500					
				7/17/2012	12/29/2011	INT		0.00	0.00	0.00	(17,500.00)	17,500.00
554480	FANNIE MAE	/DEUTSCHE	AGDN				0.0250 / 0.0250					
				12/29/2011	12/29/2011	MAT		(25,000,000.00)	(24,998,993.06)	0.00	(1,006.94)	25,000,000.00
554771	FREDDIE DISCOUNT	/DEUTSCHE	AGDN				0.0230 / 0.0230					
				12/29/2011	12/29/2011	MAT		(50,000,000.00)	(49,998,179.17)	0.00	(1,820.83)	50,000,000.00
559248	COUNTY OF ORANGE	/COUNTY OF ORANGE	OCPOB2011A				1.8200 / 0.8488					
				4/13/2012	12/29/2011	SALE		(63,500,000.00)	(63,500,000.00)	0.00	0.00	2,452,642.67
				4/13/2012	12/29/2011	INT		0.00	0.00	0.00	(26,180.40)	26,180.40
559480	US TREASURY N/B	/BNP PARIBAS	TBILL				0.0200 / 0.0200					
				12/29/2011	12/29/2011	MAT		(50,000,000.00)	(49,999,222.22)	0.00	(777.78)	50,000,000.00
559481	US TREASURY N/B	/UBS FINANCIAL SERVICES	TBILL				0.0175 / 0.0175					
				12/29/2011	12/29/2011	MAT		(50,000,000.00)	(49,999,319.44)	0.00	(680.56)	50,000,000.00
560011	US TREASURY N/B	/BNP PARIBAS	TBILL				0.0100 / 0.0100					
				12/29/2011	12/29/2011	MAT		(50,000,000.00)	(49,999,625.00)	0.00	(375.00)	50,000,000.00
561397	US TREASURY N/B	/DEUTSCHE	TBILL				0.0050 / 0.0050					
				12/29/2011	12/29/2011	MAT		(50,000,000.00)	(49,999,861.11)	0.00	(138.89)	50,000,000.00
562590	US TREASURY N/B	/BARCLAY CAPITAL	TBILL				0.0160 / 0.0160					
				12/29/2011	12/29/2011	MAT		(50,000,000.00)	(49,999,711.11)	0.00	(288.89)	50,000,000.00
562592	US TREASURY N/B	/DEUTSCHE	TBILL				0.0150 / 0.0150					
				12/29/2011	12/29/2011	MAT		(25,000,000.00)	(24,999,864.58)	0.00	(135.42)	25,000,000.00
564943	FHLB DISC CORP	/JP MORGAN CHASE & CO	AGDN				0.0010 / 0.0010					
				12/30/2011	12/29/2011	PURC		26,000,000.00	25,999,999.27	0.00	0.00	(25,999,999.28)
564949	CHEVRON CORP	/CHEVRON	CP				0.0200 / 0.0200					

County of Orange
Treasurer-Tax Collector's Office
Detail Transaction Report

Transaction Date From 01-Dec-2011 To 31-Dec-2011

Deal	Issuer	Broker	Inst Type	Maturity Date	Trans Date	Trans Type	Coupon/ Yield(%)	Par Value	Cost	Purchased Interest	(Interest) Amort / (Accret) (Gain) / Loss	Settlement
Fund:	**County Money Mkt Fnd**											
				1/17/2012	12/29/2011	PURC		25,000,000.00	24,999,736.10	0.00	0.00	(24,999,736.11)
564950	FED FARM CR BK	/MORGAN STANLEY	AGDN				0.0100 / 0.0100					
				2/8/2012	12/29/2011	PURC		10,000,000.00	9,999,886.11	0.00	0.00	(9,999,886.11)
564951	FHLB DISC CORP	/WELLS FARGO BANK	AGDN				0.0010 / 0.0010					
				12/30/2011	12/29/2011	PURC		20,000,000.00	19,999,999.44	0.00	0.00	(19,999,999.44)
564953	FHLB DISC CORP	/WELLS FARGO BANK	AGDN				0.0010 / 0.0010					
				12/30/2011	12/29/2011	PURC		6,530,000.00	6,529,999.82	0.00	0.00	(6,529,999.82)
564954	FNMA DISCOUNT	/UBS FINANCIAL SERVICES	AGDN				0.0150 / 0.0150					
				3/28/2012	12/29/2011	PURC		50,000,000.00	49,998,125.00	0.00	0.00	(49,998,125.00)
564955	FREDDIE DISCOUNT	/MORGAN STANLEY	AGDN				0.0100 / 0.0100					
				2/8/2012	12/29/2011	PURC		18,690,000.00	18,689,787.14	0.00	0.00	(18,689,787.14)
564956	FREDDIE DISCOUNT	/JEFFERIES & COMPANY	AGDN				0.0200 / 0.0200					
				3/19/2012	12/29/2011	PURC		5,500,000.00	5,499,752.50	0.00	0.00	(5,499,752.50)
564989	FED HM LN BK BD	/JP MORGAN CHASE & CO	AGN FLOAT1				0.2600 / 0.1590					
				8/28/2012	12/29/2011	PURC		50,000,000.00	50,044,994.45	0.00	0.00	(50,044,994.44)
564996	FED FARM CR BK	/BARCLAY CAPITAL	AGN FLOAT3				0.1036 / 0.2040					
				1/28/2013	12/29/2011	PURC		50,000,000.00	49,954,851.95	0.00	0.00	(49,954,851.97)
564998	FED FARM CR BK	/BARCLAY CAPITAL	AGN FLOAT3				0.1036 / 0.2040					
				1/28/2013	12/29/2011	PURC		5,000,000.00	4,995,485.20	0.00	0.00	(4,995,485.20)
564999	FED FARM CR BK	/MORGAN STANLEY	AGN FLOAT1				0.1584 / 0.1538					
				12/5/2012	12/29/2011	PURC		24,000,000.00	24,003,565.99	0.00	0.00	(24,003,566.00)
561391	FHLB DISC CORP	/DEUTSCHE	AGDN				0.0100 / 0.0100					
				12/30/2011	12/30/2011	MAT		(50,000,000.00)	(49,999,708.33)	0.00	(291.67)	50,000,000.00
561392	FHLB DISC CORP	/DEUTSCHE	AGDN				0.0100 / 0.0100					
				12/30/2011	12/30/2011	MAT		(50,000,000.00)	(49,999,708.33)	0.00	(291.67)	50,000,000.00
561725	WAL-MART STORES INC	/CRED SUIS SECURITIES	CP				0.0400 / 0.0400					
				12/30/2011	12/30/2011	MAT		(20,000,000.00)	(19,999,622.22)	0.00	(377.78)	20,000,000.00

Deals [Transaction Type] = SE

County of Orange
Treasurer-Tax Collector's Office
Detail Transaction Report

Transaction Date From 01-Dec-2011 To 31-Dec-2011

Deal	Issuer	Broker	Inst Type	Maturity Date	Trans Date	Trans Type	Coupon/ Yield(%)	Par Value	Cost	Purchased Interest	(Interest) Amort / (Accret) (Gain) / Loss	Settlement
Fund:	**County Money Mkt Fnd**											
561726	WAL-MART STORES INC	/BARCLAYS CAPITAL	CP	12/30/2011	12/30/2011	MAT	0.0400 / 0.0400	(15,000,000.00)	(14,999,716.67)	0.00	(283.33)	15,000,000.00
564943	FHLB DISC CORP	/JP MORGAN CHASE & CO	AGDN	12/30/2011	12/30/2011	MAT	0.0010 / 0.0010	(26,000,000.00)	(25,999,999.28)	0.00	(0.72)	26,000,000.00
564951	FHLB DISC CORP	/WELLS FARGO BANK	AGDN	12/30/2011	12/30/2011	MAT	0.0010 / 0.0010	(20,000,000.00)	(19,999,999.44)	0.00	(0.56)	20,000,000.00
564953	FHLB DISC CORP	/WELLS FARGO BANK	AGDN	12/30/2011	12/30/2011	MAT	0.0010 / 0.0010	(6,530,000.00)	(6,529,999.82)	0.00	(0.18)	6,530,000.00
565166	FHLB DISC CORP	/BARCLAYS CAPITAL	AGDN	1/13/2012	12/30/2011	PURC	0.0100 / 0.0100	10,000,000.00	9,999,996.11	0.00	0.00	(9,999,996.11)
565171	FED FARM CR BK	/GOLDMAN SACHS	AGDN	1/3/2012	12/30/2011	PURC	0.0010 / 0.0010	25,000,000.00	24,999,972.23	0.00	0.00	(24,999,972.22)
565172	FNMA DISCOUNT	/JEFFERIES & COMPANY	AGDN	1/17/2012	12/30/2011	PURC	0.0200 / 0.0200	20,790,000.00	20,789,989.61	0.00	0.00	(20,789,989.61)
565174	FREDDIE DISCOUNT	/BANK OF AMERICA	AGDN	3/19/2012	12/30/2011	PURC	0.0100 / 0.0100	14,401,000.00	14,400,359.96	0.00	0.00	(14,400,359.96)
565177	FHLB DISC CORP	/BANK OF AMERICA	AGDN	2/29/2012	12/30/2011	PURC	0.0120 / 0.0120	50,000,000.00	49,999,152.80	0.00	0.00	(49,999,152.78)
565179	FREDDIE DISCOUNT	/DEUTSCHE	AGDN	3/7/2012	12/30/2011	PURC	0.0300 / 0.0300	6,300,000.00	6,299,857.20	0.00	0.00	(6,299,857.20)
565180	FNMA DISCOUNT	/GOLDMAN SACHS GROUP INC	AGDN	3/28/2012	12/30/2011	PURC	0.0050 / 0.0050	14,700,000.00	14,698,909.75	0.00	0.00	(14,698,909.75)
565182	FHLB DISC CORP	/JP MORGAN CHASE & CO	AGDN	3/2/2012	12/30/2011	PURC	0.0050 / 0.0050	50,000,000.00	49,999,562.50	0.00	0.00	(49,999,562.50)
565184	FHLB DISC CORP	/JP MORGAN CHASE & CO	AGDN									

County of Orange
Treasurer-Tax Collector's Office
Detail Transaction Report

Transaction Date From 01-Dec-2011 To 31-Dec-2011

Deal	Issuer	Broker	Inst Type	Maturity Date	Trans Date	Trans Type	Coupon/ Yield(%)	Par Value	Cost	Purchased Interest	(Interest) Amort / (Accret) (Gain) / Loss	Settlement
Fund:	**County Money Mkt Fnd**											
				3/2/2012	12/30/2011	PURC		25,000,000.00	24,999,781.25	0.00	0.00	(24,999,781.25)
565259	FED HM LN BK BD	/	AGYMAT				0.2100 / 0.1796					
				1/8/2013	12/30/2011	PURC		5,000,000.00	5,002,075.00	0.00	0.00	(5,002,075.00)
565266	FED HM LN BK BD	/	AGYMAT				0.2100 / 0.2130					
				1/8/2013	12/30/2011	PURC		15,000,000.00	15,001,110.00	0.00	0.00	(15,001,110.00)
					Sub Total:			(344,934,000.00)	(348,828,520.07)	0.00	10,634,628.87	216,099,185.92
Fund:	**Extended Fund**											
455034	MICROSOFT CORP	/WELLS FARGO BANK	MTN				2.9500 / 2.1560					
				6/1/2014	12/1/2011	INT		0.00	0.00	0.00	(147,500.00)	147,500.00
458212	MICROSOFT CORP	/WELLS FARGO BANK	MTN				2.9500 / 2.0000					
				6/1/2014	12/1/2011	INT		0.00	0.00	0.00	(221,250.00)	221,250.00
452468	FED FARM CR BK	/RBC	AGNF1				3.8750 / 1.2458					
				6/4/2012	12/4/2011	INT		0.00	0.00	0.00	(484,375.00)	484,375.00
560519	FREDDIE MAC	/	CALLGOVAGY				1.0000 / 0.9960					
				12/9/2013	12/6/2011	PURC		9,050,000.00	9,095,219.83	0.00	0.00	(9,095,219.83)
560520	FANNIE MAE	/	STEPGOVAGY				0.7500 / 0.7094					
				1/27/2014	12/6/2011	PURC		5,000,000.00	5,017,735.30	0.00	0.00	(5,017,735.30)
560521	FED HM LN BK BD	/	CALLGOVAGY				2.0000 / 1.9944					
				12/9/2014	12/6/2011	PURC		25,000,000.00	25,249,854.83	0.00	0.00	(25,249,854.83)
560522	FREDDIE MAC	/	CALLGOVAGY				0.6000 / 0.5789					
				6/28/2013	12/6/2011	PURC		25,000,000.00	25,074,008.33	0.00	0.00	(25,074,008.33)
560523	FREDDIE MAC	/	CALLGOVAGY				0.6000 / 0.5789					
				6/28/2013	12/6/2011	PURC		10,000,000.00	10,029,603.33	0.00	0.00	(10,029,603.33)
560524	FED FARM CR BK	/BARCLAYS CAPITAL	AGNF1				0.2200 / 0.2277					
				3/27/2013	12/6/2011	PURC		25,000,000.00	24,997,500.00	0.00	0.00	(24,997,500.00)
560525	FED FARM CR BK	/UBS FINANCIAL SERVICES	AGNF1				0.2500 / 0.2500					
				5/24/2013	12/6/2011	PURC		20,000,000.00	20,000,000.00	0.00	0.00	(20,000,000.00)
560535	FED FARM CR BK	/MESIROW FINANCIAL	AGNF1				0.2500 / 0.2568					
				5/24/2013	12/6/2011	PURC		5,000,000.00	4,999,500.00	0.00	0.00	(4,999,500.00)
560567	FREDDIE MAC	/DEUTSCHE	CALLGOVAGY				0.6000 / 0.6832					
				12/6/2013	12/6/2011	PURC		20,000,000.00	19,967,000.00	0.00	0.00	(19,967,000.00)

County of Orange
Treasurer-Tax Collector's Office
Detail Transaction Report

Transaction Date From 01-Dec-2011 To 31-Dec-2011

Deal	Issuer	Broker	Inst Type	Maturity Date	Trans Date	Trans Type	Coupon/ Yield(%)	Par Value	Cost	Purchased Interest	(Interest) Amort / (Accret) (Gain) / Loss	Settlement
Fund:	**Extended Fund**											
560568	FREDDIE MAC	/DEUTSCHE	CALLGOVAGY				0.6000 / 0.6933					
				12/6/2013	12/6/2011	PURC		10,000,000.00	9,981,500.00	0.00	0.00	(9,981,500.00)
528782	FANNIE MAE	/DEUTSCHE	AGNF1				0.5000 / 0.3530					
				10/30/2012	12/7/2011	SALE		(10,000,000.00)	(10,026,390.00)	0.00	(8,998.89)	10,035,388.89
529598	FANNIE MAE	/DEUTSCHE	AGNF1				0.5000 / 0.3552					
				10/30/2012	12/7/2011	SALE		(25,000,000.00)	(25,066,708.33)	0.00	(21,763.89)	25,088,472.22
536328	FANNIE MAE	/CRED SUIS SECURITIES	AGNF1				0.5000 / 0.3715					
				10/30/2012	12/7/2011	SALE		(5,000,000.00)	(5,014,047.22)	0.00	(3,647.22)	5,017,694.44
536329	FANNIE MAE	/CRED SUIS SECURITIES	AGNF1				0.5000 / 0.3715					
				10/30/2012	12/7/2011	SALE		(10,000,000.00)	(10,028,094.44)	0.00	(7,294.45)	10,035,388.89
560854	FED HM LN BK BD	/JP MORGAN CHASE & CO	AGNF1				0.2000 / 0.2034					
				11/29/2012	12/7/2011	PURC		25,000,000.00	25,000,841.68	0.00	0.00	(25,000,841.67)
560855	FED HM LN BK BD	/JP MORGAN CHASE & CO	AGNF1				0.2000 / 0.2034					
				11/29/2012	12/7/2011	PURC		25,000,000.00	25,000,841.68	0.00	0.00	(25,000,841.67)
560856	FED HM LN BK BD	/OPPENHEIMER & CO., INC	AGNF1				0.2200 / 0.1474					
				8/24/2012	12/7/2011	PURC		25,000,000.00	25,028,686.10	0.00	0.00	(25,028,686.11)
560858	FREDDIE MAC	/	CALLGOVAGY				0.8500 / 0.7561					
				2/8/2013	12/7/2011	PURC		22,900,000.00	22,989,303.63	0.00	0.00	(22,989,303.64)
519315	FED HM LN BK BD	/CANTOR FITZGERALD	AGNF1				1.3750 / 0.3151					
				6/8/2012	12/8/2011	INT		0.00	0.00	0.00	(171,875.00)	171,875.00
505816	WELLS FARGO BANK	/CASTLE OAK SECURITIES	MTNFFDIC				1.1522 / 0.2216					
				12/9/2011	12/9/2011	INT		0.00	0.00	0.00	(30,000.43)	30,000.43
				12/9/2011	12/9/2011	MAT		(25,000,000.00)	(25,243,733.84)	0.00	15,243,733.84	10,000,000.00
561384	FED FARM CR BK	/OPPENHEIMER & CO., INC	AGNF1				0.2500 / 0.2651					
				5/24/2013	12/9/2011	PURC		10,000,000.00	9,998,008.33	0.00	0.00	(9,998,008.33)
511021	COUNTY OF ORANGE	/COUNTY OF ORANGE	OCPOB2011A				1.8200 / 0.8488					
				4/13/2012	12/14/2011	SALE		(148,919,820.00)	(148,919,820.00)	0.00	0.00	5,751,945.02
				4/13/2012	12/14/2011	INT		0.00	0.00	0.00	(61,376.01)	61,376.01

Deals [Transaction Type] = SE

County of Orange
Treasurer-Tax Collector's Office
Detail Transaction Report

Transaction Date From 01-Dec-2011 To 31-Dec-2011

Deal	Issuer	Broker	Inst Type	Maturity Date	Trans Date	Trans Type	Coupon/ Yield(%)	Par Value	Cost	Purchased Interest	(Interest) Amort / (Accret) (Gain) / Loss	Settlement
Fund:	**Extended Fund**											
406412	JP MORGAN CHASE & CO	/JP MORGAN CHASE & CO	MTNFDIC				2.2000 / 2.2200					
				6/15/2012	12/15/2011	INT		0.00	0.00	0.00	(275,000.00)	275,000.00
548265	GENERAL ELEC CAP CORP	/CASTLE OAK SECURITIES	MTNFDIC				2.1250 / 0.3251					
				12/21/2012	12/21/2011	INT		0.00	0.00	0.00	(159,375.00)	159,375.00
563535	FED HM LN BK BD	/	STEPGOVAGY				0.5000 / 0.4962					
				12/27/2013	12/21/2011	PURC		50,000,000.00	50,124,665.85	0.00	0.00	(50,124,665.83)
563538	FED HM LN BK BD	/OPPENHEIMER & CO., INC	AGNF1				0.3500 / 0.3299					
				6/6/2013	12/21/2011	PURC		6,175,000.00	6,177,703.62	0.00	0.00	(6,177,703.62)
563539	FED HM LN BK BD	/UBS FINANCIAL SERVICES	AGNF1				1.8750 / 0.3148					
				6/21/2013	12/21/2011	PURC		20,000,000.00	20,466,600.00	0.00	0.00	(20,466,600.00)
563540	FED HM LN BK BD	/OPPENHEIMER & CO., INC	AGNF1				1.8750 / 0.3149					
				6/21/2013	12/21/2011	PURC		25,000,000.00	25,583,200.00	0.00	0.00	(25,583,200.00)
565578	NT TREASURY SWEEP - XFUND	/	NTSWEEPXF				0.0100 / 0.0100					
				12/22/2011	12/21/2011	PURC		20,466,600.00	20,466,600.00	0.00	0.00	(20,466,600.00)
565578	NT TREASURY SWEEP - XFUND	/	NTSWEEPXF				0.0100 / 0.0100					
				12/22/2011	12/22/2011	INT		0.00	0.00	0.00	(5.61)	5.61
				12/22/2011	12/22/2011	MAT		(20,466,600.00)	(20,466,600.00)	0.00	0.00	20,466,600.00
548263	FED FARM CR BK	/CASTLE OAK SECURITIES	AGNF1				1.3000 / 0.5000					
				12/23/2013	12/23/2011	INT		0.00	0.00	0.00	(49,237.50)	49,237.50
557815	FANNIE MAE	/BANK OF AMERICA	AGNF1				1.5000 / 0.3861					
				6/26/2013	12/26/2011	INT		0.00	0.00	0.00	(225,000.00)	225,000.00
513645	RABOBANK NEDERLAND NV NY	/UBS FINANCIAL SERVICES	YCDF				0.3433 / 0.3433					
				4/24/2012	12/28/2011	INT		0.00	0.00	0.00	(16,143.42)	16,143.42
527716	FREDDIE MAC	/BNP PARIBAS	AGNF1				0.6250 / 0.3527					
				12/28/2012	12/28/2011	INT		0.00	0.00	0.00	(31,250.00)	31,250.00
527717	FREDDIE MAC	/DEUTSCHE	AGNF1				0.6250 / 0.3548					
				12/28/2012	12/28/2011	INT		0.00	0.00	0.00	(31,250.00)	31,250.00

County of Orange
Treasurer-Tax Collector's Office
Detail Transaction Report

Transaction Date From 01-Dec-2011 To 31-Dec-2011

Deal	Issuer	Broker	Inst Type	Maturity Date	Trans Date	Trans Type	Coupon/ Yield(%)	Par Value	Cost	Purchased Interest	(Interest) Amort / (Accret) (Gain) / Loss	Settlement
Fund:	**Extended Fund**											
528013	FREDDIE MAC	/JP MORGAN CHASE & CO	AGNF1				0.7500 / 0.3920					
				12/28/2012	12/28/2011	INT		0.00	0.00	0.00	(37,500.00)	37,500.00
528781	FREDDIE MAC	/JP MORGAN CHASE & CO	AGNF1				0.7500 / 0.3990					
				12/28/2012	12/28/2011	INT		0.00	0.00	0.00	(37,500.00)	37,500.00
531472	FANNIE MAE	/CANTOR FITZGERALD	AGNF1				0.3750 / 0.4387					
				12/28/2012	12/28/2011	INT		0.00	0.00	0.00	(93,750.00)	93,750.00
531473	FREDDIE MAC	/JP MORGAN CHASE & CO	AGNF1				0.7500 / 0.4410					
				12/28/2012	12/28/2011	INT		0.00	0.00	0.00	(187,500.00)	187,500.00
531474	FREDDIE MAC	/CRED SUIS SECURITIES	AGNF1				0.6250 / 0.4526					
				12/28/2012	12/28/2011	INT		0.00	0.00	0.00	(78,125.00)	78,125.00
531475	FREDDIE MAC	/MESIROW FINANCIAL	AGNF1				0.6250 / 0.4332					
				12/28/2012	12/28/2011	INT		0.00	0.00	0.00	(78,125.00)	78,125.00
536628	FANNIE MAE	/MORGAN STANLEY	AGNF1				0.3750 / 0.4068					
				12/28/2012	12/28/2011	INT		0.00	0.00	0.00	(11,250.00)	11,250.00
536702	FANNIE MAE	/CASTLE OAK SECURITIES	AGNF1				0.3750 / 0.4381					
				12/28/2012	12/28/2011	INT		0.00	0.00	0.00	(20,625.00)	20,625.00
511021	COUNTY OF ORANGE	/COUNTY OF ORANGE	OCPOB2011A				1.8200 / 0.8488					
				4/13/2012	12/29/2011	SALE		(148,919,820.00)	(148,919,820.00)	0.00	0.00	5,751,922.91
				4/13/2012	12/29/2011	INT		0.00	0.00	0.00	(61,398.12)	61,398.12
531458	FED HM LN BK BD	/JP MORGAN CHASE & CO	CALLGOVAGY				0.3300 / 0.3300					
				7/16/2012	12/29/2011	INT		0.00	0.00	0.00	(33,000.00)	33,000.00
564978	FREDDIE MAC	/OPPENHEIMER & CO., INC	STEPGOVAGY				0.7500 / 0.7376					
				7/18/2014	12/29/2011	PURC		10,000,000.00	10,036,661.67	0.00	0.00	(10,036,661.67)
						Sub Total:		**285,360.00**	**1,599,820.33**	**0.00**	**12,659,618.30**	**(300,595,210.70)**
Fund:	**Educational Money Mkt Fnd**											
488596	JP MORGAN CHASE & CO	/JEFFERIES & COMPANY	MTNFDIC				3.1250 / 0.3239					

County of Orange
Treasurer-Tax Collector's Office
Detail Transaction Report

Transaction Date From 01-Dec-2011 To 31-Dec-2011

Deal	Issuer	Broker	Inst Type	Maturity Date	Trans Date	Trans Type	Coupon/ Yield(%)	Par Value	Cost	Purchased Interest	(Interest) Amort / (Accret) (Gain) / Loss	Settlement
Fund:	**Educational Money Mkt Fnd**											
				12/1/2011	12/1/2011	INT		0.00	0.00	0.00	(64,062.50)	64,062.50
				12/1/2011	12/1/2011	MAT		(4,100,000.00)	(4,277,897.83)	0.00	177,897.83	4,100,000.00
491728	OC BOARD OF EDUCATION	/	MBVAROCBE				1.7600 / 0.3282					
				12/8/2011	12/1/2011	INT		0.00	0.00	0.00	(387.08)	387.08
				12/8/2011	12/1/2011	INT		0.00	0.00	0.00	(141,671.08)	141,671.08
492901	FED HM LN BK BD	/DEUTSCHE	AGNF1				0.3000 / 0.3243					
				12/1/2011	12/1/2011	INT		0.00	0.00	0.00	(15,000.00)	15,000.00
				12/1/2011	12/1/2011	MAT		(10,000,000.00)	(9,998,286.67)	0.00	(1,713.33)	10,000,000.00
495281	JP MORGAN CHASE & CO	/JP MORGAN CHASE & CO	MTNFDIC				3.1250 / 0.3852					
				12/1/2011	12/1/2011	INT		0.00	0.00	0.00	(95,156.25)	95,156.25
				12/1/2011	12/1/2011	MAT		(6,090,000.00)	(6,257,642.02)	0.00	167,642.02	6,090,000.00
518947	JP MORGAN CHASE & CO	/JP MORGAN CHASE & CO	MTNFDIC				3.1250 / 0.2139					
				12/1/2011	12/1/2011	INT		0.00	0.00	0.00	(129,718.75)	129,718.75
				12/1/2011	12/1/2011	MAT		(8,302,000.00)	(8,550,602.73)	0.00	248,602.73	8,302,000.00
524893	JP MORGAN CHASE & CO	/CASTLE OAK SECURITIES	MTNFDIC				3.1250 / 0.1431					
				12/1/2011	12/1/2011	INT		0.00	0.00	0.00	(131,859.38)	131,859.38
				12/1/2011	12/1/2011	MAT		(8,439,000.00)	(8,696,382.47)	0.00	257,382.47	8,439,000.00
532549	FNMA DISCOUNT	/CASTLE OAK SECURITIES	AGDN				0.1000 / 0.1000					
				12/1/2011	12/1/2011	MAT		(10,000,000.00)	(9,995,888.89)	0.00	(4,111.11)	10,000,000.00
537128	MORGAN STANLEY	/RBC	MTNFDIC				3.2500 / 0.1400					
				12/1/2011	12/1/2011	INT		0.00	0.00	0.00	(81,250.00)	81,250.00
				12/1/2011	12/1/2011	MAT		(5,000,000.00)	(5,078,780.56)	0.00	78,780.56	5,000,000.00
538696	JP MORGAN CHASE & CO	/BNP PARIBAS	MTNFDIC				3.1250 / 0.1500					
				12/1/2011	12/1/2011	INT		0.00	0.00	0.00	(35,890.63)	35,890.63
				12/1/2011	12/1/2011	MAT		(2,297,000.00)	(2,331,782.96)	0.00	34,782.96	2,297,000.00
542334	MORGAN STANLEY	/BARCLAYS CAPITAL	MTNFDIC				3.2500 / 0.1101					
				12/1/2011	12/1/2011	INT		0.00	0.00	0.00	(179,075.00)	179,075.00
				12/1/2011	12/1/2011	MAT		(11,020,000.00)	(11,195,753.69)	0.00	175,753.69	11,020,000.00
542849	JP MORGAN CHASE & CO	/JP MORGAN CHASE & CO	MTNFDIC				3.1250 / 0.1400					

Deals [Transaction Type] = SE

County of Orange
Treasurer-Tax Collector's Office
Detail Transaction Report

Transaction Date From 01-Dec-2011 To 31-Dec-2011

Deal	Issuer	Broker	Inst Type	Maturity Date	Trans Date	Trans Type	Coupon/ Yield(%)	Par Value	Cost	Purchased Interest	(Interest) Amort / (Accret) (Gain) / Loss	Settlement
Fund:	**Educational Money Mkt Fnd**											
				12/1/2011	12/1/2011	INT		0.00	0.00	0.00	(234,375.00)	234,375.00
				12/1/2011	12/1/2011	MAT		(15,000,000.00)	(15,228,808.33)	0.00	228,808.33	15,000,000.00
547513	MORGAN STANLEY	/MORGAN STANLEY	MTNFDIC				3.2500 / 0.0867					
				12/1/2011	12/1/2011	INT		0.00	0.00	0.00	(243,750.00)	243,750.00
				12/1/2011	12/1/2011	MAT		(15,000,000.00)	(15,241,216.67)	0.00	241,216.67	15,000,000.00
548514	MORGAN STANLEY	/CASTLE OAK SECURITIES	MTNFDIC				3.2500 / 0.0704					
				12/1/2011	12/1/2011	INT		0.00	0.00	0.00	(162,500.00)	162,500.00
				12/1/2011	12/1/2011	MAT		(10,000,000.00)	(10,161,247.78)	0.00	161,247.78	10,000,000.00
559466	CHEVRON CORP	/CHEVRON	CP				0.0300 / 0.0300					
				12/13/2011	12/1/2011	PURC		50,000,000.00	49,999,500.00	0.00	0.00	(49,999,500.00)
559485	WELLS FARGO BANK	/JP MORGAN CHASE & CO	MTNFDIC				3.0000 / 0.0606					
				12/9/2011	12/1/2011	PURC		3,505,000.00	3,557,527.10	0.00	0.00	(3,557,527.10)
559493	FED HM LN BK BD	/	CALLGOVAGY				0.3500 / 0.3188					
				10/3/2012	12/1/2011	PURC		4,000,000.00	4,003,297.16	0.00	0.00	(4,003,297.16)
559494	FED HM LN BK BD	/	CALLGOVAGY				0.3500 / 0.3189					
				10/3/2012	12/1/2011	PURC		7,500,000.00	7,506,182.17	0.00	0.00	(7,506,182.17)
492244	RABOBANK NEDERLAND NV NY	/JEFFERIES & COMPANY	YCD				0.5700 / 0.5700					
				12/2/2011	12/2/2011	INT		0.00	0.00	0.00	(57,791.67)	57,791.67
				12/2/2011	12/2/2011	MAT		(10,000,000.00)	(10,000,000.00)	0.00	0.00	10,000,000.00
512522	FREDDIE MAC	/CASTLE OAK SECURITIES	AGN FLOAT1				0.1810 / 0.2057					
				2/2/2012	12/2/2011	INT		0.00	0.00	0.00	(275.47)	275.47
526300	FREDDIE MAC	/CASTLE OAK SECURITIES	AGN FLOAT1				0.1104 / 0.1307					
				2/2/2012	12/2/2011	INT		0.00	0.00	0.00	(1,184.51)	1,184.51
543645	FED HM LN BK BD	/UBS FINANCIAL SERVICES	CALLGOVAGY				0.3500 / 0.3501					
				9/10/2012	12/2/2011	INT		0.00	0.00	0.00	(8,750.00)	8,750.00
552411	FNMA DISCOUNT	/WELLS FARGO BANK	AGDN				0.0250 / 0.0250					
				12/2/2011	12/2/2011	MAT		(10,000,000.00)	(9,999,708.33)	0.00	(291.67)	10,000,000.00

County of Orange
Treasurer-Tax Collector's Office
Detail Transaction Report

Transaction Date From 01-Dec-2011 To 31-Dec-2011

Deal	Issuer	Broker	Inst Type	Maturity Date	Trans Date	Trans Type	Coupon/ Yield(%)	Par Value	Cost	Purchased Interest	(Interest) Amort / (Accret) (Gain) / Loss	Settlement
Fund:	**Educational Money Mkt Fnd**											
554776	ROYAL BANK OF CANADA	/RBC	YCDF				0.4653 / 0.4653					
				11/2/2012	12/2/2011	INT		0.00	0.00	0.00	(7,754.67)	7,754.67
559399	GOLDMAN SACHS GROUP INC	/CASTLE OAK SECURITIES	MTNFFDIC				1.0475 / 0.4797					
				12/5/2011	12/5/2011	INT		0.00	0.00	0.00	(0.06)	0.06
				12/5/2011	12/5/2011	INT		0.00	0.00	0.00	(38,788.93)	38,788.93
				12/5/2011	12/5/2011	MAT		(47,610,000.00)	(47,648,384.90)	0.00	38,384.90	47,610,000.00
560255	NESTLE CAPITAL CORP	/CRED SUIS SECURITIES	CP				0.0200 / 0.0200					
				12/6/2011	12/5/2011	PURC		34,000,000.00	33,999,981.10	0.00	0.00	(33,999,981.11)
560263	WELLS FARGO BANK	/GOLDMAN SACHS GROUP INC	MTNFDIC				3.0000 / 0.0296					
				12/9/2011	12/5/2011	PURC		11,113,000.00	11,279,657.96	0.00	0.00	(11,279,657.96)
545600	RABOBANK NEDERLAND NV NY	/JP MORGAN CHASE & CO	YCDF				0.2918 / 0.3208					
				1/6/2012	12/6/2011	INT		0.00	0.00	0.00	(2,557.64)	2,557.64
560255	NESTLE CAPITAL CORP	/CRED SUIS SECURITIES	CP				0.0200 / 0.0200					
				12/6/2011	12/6/2011	MAT		(34,000,000.00)	(33,999,981.11)	0.00	(18.89)	34,000,000.00
560527	CHEVRON CORP	/CHEVRON	CP				0.0300 / 0.0300					
				12/23/2011	12/6/2011	PURC		15,000,000.00	14,999,787.50	0.00	0.00	(14,999,787.50)
560529	FHLB DISC CORP	/BANK OF AMERICA	AGDN				0.0050 / 0.0050					
				3/5/2012	12/6/2011	PURC		15,000,000.00	14,999,812.50	0.00	0.00	(14,999,812.50)
560530	FNMA DISCOUNT	/JP MORGAN CHASE & CO.	AGDN				0.0010 / 0.0010					
				12/21/2011	12/6/2011	PURC		8,500,000.00	8,499,996.46	0.00	0.00	(8,499,996.46)
560531	FHLB DISC CORP	/JP MORGAN CHASE & CO.	AGDN				0.0010 / 0.0010					
				12/21/2011	12/6/2011	PURC		8,900,000.00	8,899,996.29	0.00	0.00	(8,899,996.29)
560532	NESTLE CAPITAL CORP	/MORGAN STANLEY	CP				0.1000 / 0.1000					
				4/25/2012	12/6/2011	PURC		10,000,000.00	9,996,083.33	0.00	0.00	(9,996,083.33)
560533	NESTLE CAPITAL CORP	/CRED SUIS SECURITIES.	CP				0.0700 / 0.0700					
				3/5/2012	12/6/2011	PURC		15,000,000.00	14,997,375.00	0.00	0.00	(14,997,375.00)

County of Orange
Treasurer-Tax Collector's Office
Detail Transaction Report

Transaction Date From 01-Dec-2011 To 31-Dec-2011

Deal	Issuer	Broker	Inst Type	Maturity Date	Trans Date	Trans Type	Coupon/ Yield(%)	Par Value	Cost	Purchased Interest	(Interest) Amort / (Accret) (Gain) / Loss	Settlement
Fund:	**Educational Money Mkt Fnd**											
560534	NESTLE CAPITAL CORP	/CRED SUIS SECURITIES.	CP				0.0100 / 0.0100					
				12/14/2011	12/6/2011	PURC		23,800,000.00	23,799,947.12	0.00	0.00	(23,799,947.11)
560541	FANNIE MAE	/DEUTSCHE	AGNF1				4.3750 / 0.1640					
				9/15/2012	12/6/2011	PURC		13,200,000.00	13,760,244.30	0.00	0.00	(13,760,244.30)
560542	US TREASURY N/B	/UBS FINANCIAL SERVICES	TBILL				0.0050 / 0.0050					
				12/8/2011	12/6/2011	PURC		50,000,000.00	49,999,986.10	0.00	0.00	(49,999,986.11)
560543	US TREASURY N/B	/UBS FINANCIAL SERVICES	TBILL				0.0050 / 0.0050					
				12/8/2011	12/6/2011	PURC		50,000,000.00	49,999,986.10	0.00	0.00	(49,999,986.11)
560544	FED HM LN BK BD	/BNP PARIBAS	AGNF1				0.2600 / 0.1218					
				7/16/2012	12/6/2011	PURC		7,630,000.00	7,644,264.71	0.00	0.00	(7,644,264.71)
560545	FED HM LN BK BD	/RBC	CALLGOVAGY				2.0000 / 1.9944					
				12/9/2014	12/6/2011	PURC		12,000,000.00	12,119,930.32	0.00	0.00	(12,119,930.32)
560546	FREDDIE MAC	/BNP PARIBAS	AGNF1				0.6250 / 0.1727					
				10/30/2012	12/6/2011	PURC		5,000,000.00	5,023,455.00	0.00	0.00	(5,023,455.00)
560547	FREDDIE MAC	/BNP PARIBAS	AGNF1				0.3750 / 0.1932					
				11/30/2012	12/6/2011	PURC		15,000,000.00	15,027,712.50	0.00	0.00	(15,027,712.50)
560548	JP MORGAN CHASE & CO	/JP MORGAN CHASE & CO.	MTNFDIC				2.1250 / 0.1225					
				6/22/2012	12/6/2011	PURC		6,000,000.00	6,123,453.33	0.00	0.00	(6,123,453.33)
565580	NT TREASURY SWEEP - SCHOOLS	/	NTSWEEPS				0.0084 / 0.0084					
				12/8/2011	12/6/2011	PURC		6,123,453.33	6,123,453.33	0.00	0.00	(6,123,453.33)
543327	FED FARM CR BK	/BNP PARIBAS	AGN FLOAT1				0.2251 / 0.1792					
				9/7/2012	12/7/2011	INT		0.00	0.00	0.00	(1,114.58)	1,114.58
558680	FNMA DISCOUNT	/GOLDMAN SACHS GROUP INC	AGDN				0.0100 / 0.0100					
				12/7/2011	12/7/2011	MAT		(20,600,000.00)	(20,599,948.50)	0.00	(51.50)	20,600,000.00
560857	FED HM LN BK BD	/UBS FINANCIAL SERVICES	AGNF1				1.0000 / 0.0210					
				12/28/2011	12/7/2011	PURC		50,000,000.00	50,249,383.35	0.00	0.00	(50,249,383.33)
560873	FED HM LN BK BD	/	CALLGOVAGY				0.3500 / 0.3210					

County of Orange
Treasurer-Tax Collector's Office
Detail Transaction Report

Transaction Date From 01-Dec-2011 To 31-Dec-2011

Deal	Issuer	Broker	Inst Type	Maturity Date	Trans Date	Trans Type	Coupon/ Yield(%)	Par Value	Cost	Purchased Interest	(Interest) Amort / (Accret) (Gain) / Loss	Settlement
Fund:	**Educational Money Mkt Fnd**											
				7/17/2012	12/7/2011	PURC		10,000,000.00	10,017,131.11	0.00	0.00	(10,017,131.11)
491728	OC BOARD OF EDUCATION	/	MBVAROCBE				1.7600 / 0.3282					
				12/8/2011	12/8/2011	INT		0.00	0.00	0.00	(12,531.27)	12,531.27
				12/8/2011	12/8/2011	INT		0.00	0.00	0.00	(5,419.11)	5,419.11
				12/8/2011	12/8/2011	MAT		(18,265,000.00)	(18,265,000.00)	0.00	2,210,000.00	16,055,000.00
552410	WAL-MART STORES INC	/BARCLAYS CAPITAL	CP				0.0600 / 0.0600					
				12/8/2011	12/8/2011	MAT		(10,000,000.00)	(9,999,200.00)	0.00	(800.00)	10,000,000.00
560542	US TREASURY N/B	/UBS FINANCIAL SERVICES	TBILL				0.0050 / 0.0050					
				12/8/2011	12/8/2011	MAT		(50,000,000.00)	(49,999,986.11)	0.00	(13.89)	50,000,000.00
560543	US TREASURY N/B	/UBS FINANCIAL SERVICES	TBILL				0.0050 / 0.0050					
				12/8/2011	12/8/2011	MAT		(50,000,000.00)	(49,999,986.11)	0.00	(13.89)	50,000,000.00
560929	WAL-MART STORES INC	/CRED SUIS SECURITIES	CP				0.0400 / 0.0400					
				12/30/2011	12/8/2011	PURC		50,000,000.00	49,998,777.80	0.00	0.00	(49,998,777.78)
561095	WELLS FARGO BANK	/BNP PARIBAS	MTNFDIC				3.0000 / 0.0615					
				12/9/2011	12/8/2011	PURC		9,180,000.00	9,317,684.09	0.00	0.00	(9,317,684.09)
565580	NT TREASURY SWEEP - SCHOOLS	/	NTSWEEPS				0.0084 / 0.0084					
				12/8/2011	12/8/2011	INT		0.00	0.00	0.00	(2.83)	2.83
				12/8/2011	12/8/2011	MAT		(6,123,453.33)	(6,123,453.33)	0.00	0.00	6,123,453.33
565589	NT TREASURY SWEEP - SCHOOLS	/	NTSWEEPS				0.0148 / 0.0148					
				12/9/2011	12/8/2011	PURC		9,317,684.09	9,317,684.09	0.00	0.00	(9,317,684.09)
505817	WELLS FARGO BANK	/CASTLE OAK SECURITIES	MTNFFDIC				1.1522 / 0.2216					
				12/9/2011	12/9/2011	INT		0.00	0.00	0.00	(30,000.43)	30,000.43
				12/9/2011	12/9/2011	MAT		(10,000,000.00)	(10,097,493.54)	0.00	97,493.54	10,000,000.00
514978	WELLS FARGO BANK	/CASTLE OAK SECURITIES	MTNFFDIC				1.1595 / 0.1949					
				12/9/2011	12/9/2011	INT		0.00	0.00	0.00	(30,000.43)	30,000.43
				12/9/2011	12/9/2011	MAT		(10,000,000.00)	(10,074,434.17)	0.00	74,434.17	10,000,000.00

Deals [Transaction Type] = SE

County of Orange
Treasurer-Tax Collector's Office
Detail Transaction Report

Transaction Date From 01-Dec-2011 To 31-Dec-2011

Deal	Issuer	Broker	Inst Type	Maturity Date	Trans Date	Trans Type	Coupon/ Yield(%)	Par Value	Cost	Purchased Interest	(Interest) Amort / (Accret) (Gain) / Loss	Settlement
Fund:	**Educational Money Mkt Fnd**											
525208	WELLS FARGO BANK	/BNP PARIBAS	MTNFDIC				3.0000 / 0.1531					
				12/9/2011	12/9/2011	INT		0.00	0.00	0.00	(75,285.00)	75,285.00
				12/9/2011	12/9/2011	MAT		(5,019,000.00)	(5,165,387.50)	0.00	146,387.50	5,019,000.00
532550	GENERAL ELEC CAP CORP	/JP MORGAN CHASE & CO	MTNFFDIC				1.1817 / 0.1309					
				12/9/2011	12/9/2011	INT		0.00	0.00	0.00	(32,983.33)	32,983.33
				12/9/2011	12/9/2011	MAT		(10,300,000.00)	(10,355,726.22)	0.00	55,726.22	10,300,000.00
532821	GENERAL ELEC CAP CORP	/CASTLE OAK SECURITIES	MTNFDIC				3.0000 / 0.1102					
				12/9/2011	12/9/2011	INT		0.00	0.00	0.00	(155,265.00)	155,265.00
				12/9/2011	12/9/2011	MAT		(10,351,000.00)	(10,501,313.78)	0.00	150,313.78	10,351,000.00
534147	WELLS FARGO BANK	/BNP PARIBAS	MTNFDIC				3.0000 / 0.1401					
				12/9/2011	12/9/2011	INT		0.00	0.00	0.00	(62,700.00)	62,700.00
				12/9/2011	12/9/2011	MAT		(4,180,000.00)	(4,240,257.49)	0.00	60,257.49	4,180,000.00
539431	WELLS FARGO BANK	/RBC	MTNFDIC				3.0000 / 0.1300					
				12/9/2011	12/9/2011	INT		0.00	0.00	0.00	(41,775.00)	41,775.00
				12/9/2011	12/9/2011	MAT		(2,785,000.00)	(2,825,550.35)	0.00	40,550.35	2,785,000.00
542269	GENERAL ELEC CAP CORP	/BNP PARIBAS	MTNFDIC				3.0000 / 0.1100					
				12/9/2011	12/9/2011	INT		0.00	0.00	0.00	(76,665.00)	76,665.00
				12/9/2011	12/9/2011	MAT		(5,111,000.00)	(5,185,985.19)	0.00	74,985.19	5,111,000.00
543594	GENERAL ELEC CAP CORP	/CASTLE OAK SECURITIES	MTNFFDIC				1.1817 / 0.1083					
				12/9/2011	12/9/2011	INT		0.00	0.00	0.00	(7,205.10)	7,205.10
				12/9/2011	12/9/2011	MAT		(2,250,000.00)	(2,262,780.94)	0.00	12,780.94	2,250,000.00
546467	GENERAL ELEC CAP CORP	/CASTLE OAK SECURITIES	MTNFFDIC				1.2668 / 0.1198					
				12/9/2011	12/9/2011	INT		0.00	0.00	0.00	(21,231.02)	21,231.02
				12/9/2011	12/9/2011	MAT		(6,630,000.00)	(6,649,438.48)	0.00	19,438.48	6,630,000.00
548257	GENERAL ELEC CAP CORP	/JP MORGAN CHASE & CO	MTNFDIC				3.0000 / 0.0599					
				12/9/2011	12/9/2011	INT		0.00	0.00	0.00	(180,000.00)	180,000.00
				12/9/2011	12/9/2011	MAT		(12,000,000.00)	(12,178,540.00)	0.00	178,540.00	12,000,000.00
552830	WELLS FARGO BANK	/BANK OF AMERICA	MTNFDIC				3.0000 / 0.0925					

Deals [Transaction Type] = SE

County of Orange
Treasurer-Tax Collector's Office
Detail Transaction Report

Transaction Date From 01-Dec-2011 To 31-Dec-2011

Deal	Issuer	Broker	Inst Type	Maturity Date	Trans Date	Trans Type	Coupon/ Yield(%)	Par Value	Cost	Purchased Interest	(Interest) Amort / (Accret) (Gain) / Loss	Settlement
Fund:	**Educational Money Mkt Fnd**											
				12/9/2011	12/9/2011	INT		0.00	0.00	0.00	(44,925.00)	44,925.00
				12/9/2011	12/9/2011	MAT		(2,995,000.00)	(3,039,565.60)	0.00	44,565.60	2,995,000.00
559485	WELLS FARGO BANK	/JP MORGAN CHASE & CO	MTNFDIC				3.0000 / 0.0606					
				12/9/2011	12/9/2011	INT		0.00	0.00	0.00	(52,575.00)	52,575.00
				12/9/2011	12/9/2011	MAT		(3,505,000.00)	(3,557,527.10)	0.00	52,527.10	3,505,000.00
560263	WELLS FARGO BANK	/GOLDMAN SACHS GROUP INC	MTNFDIC				3.0000 / 0.0296					
				12/9/2011	12/9/2011	INT		0.00	0.00	0.00	(166,695.00)	166,695.00
				12/9/2011	12/9/2011	MAT		(11,113,000.00)	(11,279,657.96)	0.00	166,657.96	11,113,000.00
560545	FED HM LN BK BD	/RBC	CALLGOVAGY				2.0000 / 1.9944					
				12/9/2014	12/9/2011	EPAY PRI		(12,000,000.00)	(12,119,930.32)	0.00	0.00	12,119,930.32
				12/9/2014	12/9/2011	INT		0.00	0.00	0.00	(120,000.00)	120,000.00
561095	WELLS FARGO BANK	/BNP PARIBAS	MTNFDIC				3.0000 / 0.0615					
				12/9/2011	12/9/2011	INT		0.00	0.00	0.00	(137,700.00)	137,700.00
				12/9/2011	12/9/2011	MAT		(9,180,000.00)	(9,317,684.09)	0.00	137,684.09	9,180,000.00
561393	FED HM LN BK BD	/DEUTSCHE	CALLGOVAGY				0.5000 / 0.4464					
				11/16/2012	12/9/2011	PURC		4,030,000.00	4,033,302.36	0.00	0.00	(4,033,302.36)
561398	FED HM LN BK BD	/	CALLGOVAGY				0.3500 / 0.3247					
				10/5/2012	12/9/2011	PURC		5,000,000.00	5,004,151.11	0.00	0.00	(5,004,151.11)
565589	NT TREASURY SWEEP - SCHOOLS	/	NTSWEEPS				0.0148 / 0.0148					
				12/9/2011	12/9/2011	INT		0.00	0.00	0.00	(3.77)	3.77
				12/9/2011	12/9/2011	MAT		(9,317,684.09)	(9,317,684.09)	0.00	0.00	9,317,684.09
555822	FREDDIE MAC	/CASTLE OAK SECURITIES	AGN FLOAT1				0.2023 / 0.1144					
				2/10/2012	12/10/2011	INT		0.00	0.00	0.00	(445.86)	445.86
514255	FREDDIE MAC	/BANK OF AMERICA	AGN FLOAT4				0.1780 / 0.1970					
				1/11/2012	12/11/2011	INT		0.00	0.00	0.00	(2,792.98)	2,792.98
528010	FREDDIE MAC	/CASTLE OAK SECURITIES	AGN FLOAT4				0.1219 / 0.1265					
				1/11/2012	12/11/2011	INT		0.00	0.00	0.00	(1,118.53)	1,118.53
499707	TORONTO DOMINION BANK NY	/TDSI	YCDF				0.3413 / 0.3413					

Deals [Transaction Type] = SE

County of Orange
Treasurer-Tax Collector's Office
Detail Transaction Report

Transaction Date From 01-Dec-2011 To 31-Dec-2011

Deal	Issuer	Broker	Inst Type	Maturity Date	Trans Date	Trans Type	Coupon/ Yield(%)	Par Value	Cost	Purchased Interest	(Interest) Amort / (Accret) (Gain) / Loss	Settlement
Fund:	**Educational Money Mkt Fnd**											
				1/12/2012	12/12/2011	INT		0.00	0.00	0.00	(2,550.26)	2,550.26
561653	FREDDIE MAC	/JP MORGAN CHASE & CO	AGN FLOAT1				0.2048 / 0.0304					
				12/21/2011	12/12/2011	PURC		25,000,000.00	25,004,076.38	0.00	0.00	(25,004,076.38)
529026	FED FARM CR BK	/CRED SUIS SECURITIES	AGN FLOAT1				0.1995 / 0.1279					
				2/13/2012	12/13/2011	INT		0.00	0.00	0.00	(1,085.29)	1,085.29
559466	CHEVRON CORP	/CHEVRON	CP				0.0300 / 0.0300					
				12/13/2011	12/13/2011	MAT		(50,000,000.00)	(49,999,500.00)	0.00	(500.00)	50,000,000.00
561724	CHEVRON CORP	/CHEVRON	CP				0.0500 / 0.0500					
				1/3/2012	12/13/2011	PURC		40,000,000.00	39,998,833.32	0.00	0.00	(39,998,833.33)
561933	US TREASURY N/B	/UBS FINANCIAL SERVICES	TBILL				0.0050 / 0.0050					
				12/22/2011	12/13/2011	PURC		25,000,000.00	24,999,968.75	0.00	0.00	(24,999,968.75)
494100	TOYOTA MOTOR CREDIT	/RBC	MTNF				0.4100 / 0.4100					
				12/14/2011	12/14/2011	INT		0.00	0.00	0.00	(312.44)	312.44
				12/14/2011	12/14/2011	INT		0.00	0.00	0.00	(12,133.33)	12,133.33
				12/14/2011	12/14/2011	MAT		(15,000,000.00)	(15,000,000.00)	0.00	0.00	15,000,000.00
505810	ROYAL BANK OF CANADA	/RBC	YCDF				0.3140 / 0.3140					
				2/14/2012	12/14/2011	INT		0.00	0.00	0.00	(6,206.04)	6,206.04
511019	COUNTY OF ORANGE	/COUNTY OF ORANGE	OCPOB2011A				1.8200 / 0.8488					
				4/13/2012	12/14/2011	SALE		(63,500,000.00)	(63,500,000.00)	0.00	0.00	2,452,652.10
				4/13/2012	12/14/2011	INT		0.00	0.00	0.00	(26,170.97)	26,170.97
560534	NESTLE CAPITAL CORP	/CRED SUIS SECURITIES.	CP				0.0100 / 0.0100					
				12/14/2011	12/14/2011	MAT		(23,800,000.00)	(23,799,947.11)	0.00	(52.89)	23,800,000.00
562201	US TREASURY N/B	/JEFFERIES & COMPANY	TBILL				0.0050 / 0.0050					
				12/29/2011	12/14/2011	PURC		25,000,000.00	24,999,947.93	0.00	0.00	(24,999,947.92)
493031	FREDDIE MAC	/JEFFERIES & COMPANY	AGNF1				1.1250 / 0.3345					
				12/15/2011	12/15/2011	INT		0.00	0.00	0.00	(62,493.75)	62,493.75
				12/15/2011	12/15/2011	MAT		(11,110,000.00)	(11,259,262.85)	0.00	149,262.85	11,110,000.00
523345	FREDDIE MAC	/DEUTSCHE	AGNF1				1.1250 / 0.1635					

Deals [Transaction Type] = SE

County of Orange
Treasurer-Tax Collector's Office
Detail Transaction Report

Transaction Date From 01-Dec-2011 To 31-Dec-2011

Deal	Issuer	Broker	Inst Type	Maturity Date	Trans Date	Trans Type	Coupon/ Yield(%)	Par Value	Cost	Purchased Interest	(Interest) Amort / (Accret) (Gain) / Loss	Settlement
Fund:	**Educational Money Mkt Fnd**											
				12/15/2011	12/15/2011	INT		0.00	0.00	0.00	(44,820.00)	44,820.00
				12/15/2011	12/15/2011	MAT		(7,968,000.00)	(8,050,070.40)	0.00	82,070.40	7,968,000.00
545655	FED HM LN BK BD	/JP MORGAN CHASE & CO	CALLGOVAGY				0.3000 / 0.3000					
				9/28/2012	12/15/2011	INT		0.00	0.00	0.00	(7,500.00)	7,500.00
551843	WELLS FARGO BANK	/BANK OF AMERICA	MTNFFDIC				0.5671 / 0.2147					
				6/15/2012	12/15/2011	INT		0.00	0.00	0.00	(2,221.97)	2,221.97
556894	FREDDIE MAC	/CRED SUIS SECURITIES	AGNF1				1.1250 / 0.0400					
				12/15/2011	12/15/2011	INT		0.00	0.00	0.00	(140,625.00)	140,625.00
				12/15/2011	12/15/2011	MAT		(25,000,000.00)	(25,139,787.50)	0.00	139,787.50	25,000,000.00
511426	FREDDIE MAC	/CASTLE OAK SECURITIES	AGN FLOAT1				0.2135 / 0.2035					
				2/16/2012	12/16/2011	INT		0.00	0.00	0.00	(455.48)	455.48
529025	FREDDIE MAC	/CRED SUIS SECURITIES	AGN FLOAT1				0.1455 / 0.1253					
				2/16/2012	12/16/2011	INT		0.00	0.00	0.00	(1,086.14)	1,086.14
539728	HSBC BANK USA	/BNP PARIBAS	MTNFDIC				3.1250 / 0.1503					
				12/16/2011	12/16/2011	INT		0.00	0.00	0.00	(95,312.50)	95,312.50
				12/16/2011	12/16/2011	MAT		(6,100,000.00)	(6,192,055.78)	0.00	92,055.78	6,100,000.00
542333	HSBC BANK USA	/BNP PARIBAS	MTNFDIC				3.1250 / 0.1002					
				12/16/2011	12/16/2011	INT		0.00	0.00	0.00	(126,953.13)	126,953.13
				12/16/2011	12/16/2011	MAT		(8,125,000.00)	(8,249,380.66)	0.00	124,380.66	8,125,000.00
545133	HSBC BANK USA	/BNP PARIBAS	MTNFDIC				3.1250 / 0.1100					
				12/16/2011	12/16/2011	INT		0.00	0.00	0.00	(156,250.00)	156,250.00
				12/16/2011	12/16/2011	MAT		(10,000,000.00)	(10,153,302.78)	0.00	153,302.78	10,000,000.00
547512	HSBC BANK USA	/MORGAN STANLEY	MTNFDIC				3.1250 / 0.0865					
				12/16/2011	12/16/2011	INT		0.00	0.00	0.00	(234,375.00)	234,375.00
				12/16/2011	12/16/2011	MAT		(15,000,000.00)	(15,231,302.08)	0.00	231,302.08	15,000,000.00
547749	HSBC BANK USA	/MORGAN STANLEY	MTNFDIC				3.1250 / 0.0800					
				12/16/2011	12/16/2011	INT		0.00	0.00	0.00	(234,375.00)	234,375.00
				12/16/2011	12/16/2011	MAT		(15,000,000.00)	(15,231,633.23)	0.00	231,633.23	15,000,000.00
554779	HSBC BANK USA	/BANK OF AMERICA	MTNFDIC				3.1250 / 0.0900					
				12/16/2011	12/16/2011	INT		0.00	0.00	0.00	(17,578.13)	17,578.13

Deals [Transaction Type] = SE

County of Orange
Treasurer-Tax Collector's Office
Detail Transaction Report

Transaction Date From 01-Dec-2011 To 31-Dec-2011

Deal	Issuer	Broker	Inst Type	Maturity Date	Trans Date	Trans Type	Coupon/ Yield(%)	Par Value	Cost	Purchased Interest	(Interest) Amort / (Accret) (Gain) / Loss	Settlement
Fund:	**Educational Money Mkt Fnd**											
				12/16/2011	12/16/2011	MAT		(1,125,000.00)	(1,142,452.46)	0.00	17,452.46	1,125,000.00
562532	FREDDIE DISCOUNT	/GOLDMAN SACHS GROUP INC	AGDN				0.0050 / 0.0050					
				1/3/2012	12/16/2011	PURC		50,000,000.00	49,999,875.00	0.00	0.00	(49,999,875.00)
540951	FANNIE MAE	/CASTLE OAK SECURITIES	AGN FLOAT1				0.2402 / 0.1847					
				9/17/2012	12/17/2011	INT		0.00	0.00	0.00	(2,597.69)	2,597.69
506634	FED FARM CR BK	/JEFFERIES & COMPANY	AGN FLOAT1				0.2413 / 0.2158					
				3/19/2012	12/19/2011	INT		0.00	0.00	0.00	(1,956.50)	1,956.50
547229	RABOBANK NEDERLAND NV NY	/RBC	YCD				0.3200 / 0.3200					
				12/19/2011	12/19/2011	INT		0.00	0.00	0.00	(7,822.22)	7,822.22
				12/19/2011	12/19/2011	MAT		(10,000,000.00)	(10,000,000.00)	0.00	0.00	10,000,000.00
556328	WAL-MART STORES INC	/CRED SUIS SECURITIES	CP				0.0500 / 0.0500					
				12/19/2011	12/19/2011	MAT		(10,000,000.00)	(9,999,458.33)	0.00	(541.67)	10,000,000.00
562950	NESTLE CAPITAL CORP	/BANK OF AMERICA	CP				0.0500 / 0.0500					
				2/7/2012	12/19/2011	PURC		8,250,000.00	8,249,427.08	0.00	0.00	(8,249,427.08)
562959	FANNIE MAE	/MORGAN STANLEY	AGN FLOAT1				0.2472 / 0.1036					
				7/26/2012	12/19/2011	PURC		50,000,000.00	50,051,197.30	0.00	0.00	(50,051,197.31)
562972	US TREASURY N/B	/BNP PARIBAS	TBILL				0.0130 / 0.0130					
				12/29/2011	12/19/2011	PURC		50,000,000.00	49,999,819.45	0.00	0.00	(49,999,819.44)
541736	TORONTO DOMINION BANK NY	/JP MORGAN CHASE BANK, NA	YCD				0.2100 / 0.2050					
				12/20/2011	12/20/2011	INT		0.00	0.00	0.00	(6,941.67)	6,941.67
				12/20/2011	12/20/2011	MAT		(10,000,000.00)	(10,000,165.20)	0.00	165.20	10,000,000.00
546243	MORGAN STANLEY	/CASTLE OAK SECURITIES	MTNFFDIC				0.5965 / 0.1294					
				6/20/2012	12/20/2011	INT		0.00	0.00	0.00	(14,997.94)	14,997.94
563246	NESTLE CAPITAL CORP	/CITIGROUP GLOBAL MARKETS	CP				0.0500 / 0.0500					
				3/19/2012	12/20/2011	PURC		10,000,000.00	9,998,750.00	0.00	0.00	(9,998,750.00)

County of Orange
Treasurer-Tax Collector's Office
Detail Transaction Report

Transaction Date From 01-Dec-2011 To 31-Dec-2011

Deal	Issuer	Broker	Inst Type	Maturity Date	Trans Date	Trans Type	Coupon/ Yield(%)	Par Value	Cost	Purchased Interest	(Interest) Amort / (Accret) (Gain) / Loss	Settlement
Fund:	**Educational Money Mkt Fnd**											
563248	NESTLE CAPITAL CORP	/CRED SUIS SECURITIES	CP	12/21/2011	12/20/2011	PURC	0.0200 / 0.0200	31,500,000.00	31,499,982.49	0.00	0.00	(31,499,982.50)
563249	FNMA DISCOUNT	/GOLDMAN SACHS	AGDN	4/25/2012	12/20/2011	PURC	0.0450 / 0.0450	10,000,000.00	9,998,412.50	0.00	0.00	(9,998,412.50)
563250	FREDDIE DISCOUNT	/CRED SUIS SECURITIES	AGDN	6/18/2012	12/20/2011	PURC	0.0700 / 0.0700	25,000,000.00	24,991,201.40	0.00	0.00	(24,991,201.39)
563251	FNMA DISCOUNT	/CRED SUIS SECURITIES	AGDN	5/23/2012	12/20/2011	PURC	0.0600 / 0.0600	8,450,000.00	8,447,817.08	0.00	0.00	(8,447,817.08)
563252	FNMA DISCOUNT	/CRED SUIS SECURITIES	AGDN	5/30/2012	12/20/2011	PURC	0.0600 / 0.0600	11,713,000.00	11,709,837.49	0.00	0.00	(11,709,837.49)
563253	FREDDIE DISCOUNT	/CITIGROUP GLOBAL MARKETS	AGDN	4/30/2012	12/20/2011	PURC	0.0300 / 0.0300	25,000,000.00	24,997,250.00	0.00	0.00	(24,997,250.00)
563254	FHLB DISC CORP	/CRED SUIS SECURITIES	AGDN	2/21/2012	12/20/2011	PURC	0.0050 / 0.0050	30,000,000.00	29,999,737.50	0.00	0.00	(29,999,737.50)
563255	CHEVRON CORP	/CHEVRON	CP	1/10/2012	12/20/2011	PURC	0.0500 / 0.0500	30,000,000.00	29,999,124.99	0.00	0.00	(29,999,125.00)
563256	FREDDIE DISCOUNT	/TDSI	AGDN	1/11/2012	12/20/2011	PURC	0.0050 / 0.0050	36,300,000.00	36,299,889.07	0.00	0.00	(36,299,889.08)
563257	FNMA DISCOUNT	/CRED SUIS SECURITIES	AGDN	3/14/2012	12/20/2011	PURC	0.0100 / 0.0100	25,000,000.00	24,999,409.73	0.00	0.00	(24,999,409.72)
563258	FHLB DISC CORP	/JP MORGAN CHASE & CO	AGDN	12/28/2011	12/20/2011	PURC	0.0010 / 0.0010	25,000,000.00	24,999,994.45	0.00	0.00	(24,999,994.44)
563259	TORONTO DOMINION BANK NY	/TDSI	YCD	2/15/2012	12/20/2011	PURC	0.1000 / 0.1000	25,000,000.00	25,000,000.00	0.00	0.00	(25,000,000.00)
563260	FNMA DISCOUNT	/BNP PARIBAS	AGDN	4/2/2012	12/20/2011	PURC	0.0200 / 0.0200	25,000,000.00	24,998,555.55	0.00	0.00	(24,998,555.56)

Deals [Transaction Type] = SE

County of Orange
Treasurer-Tax Collector's Office
Detail Transaction Report

Transaction Date From 01-Dec-2011 To 31-Dec-2011

Deal	Issuer	Broker	Inst Type	Maturity Date	Trans Date	Trans Type	Coupon/ Yield(%)	Par Value	Cost	Purchased Interest	(Interest) Amort / (Accret) (Gain) / Loss	Settlement
Fund:	**Educational Money Mkt Fnd**											
563261	FNMA DISCOUNT	/CRED SUIS SECURITIES	AGDN				0.0300 / 0.0300					
				4/30/2012	12/20/2011	PURC		25,000,000.00	24,997,250.00	0.00	0.00	(24,997,250.00)
563262	US TREASURY N/B	/GOLDMAN SACHS	TBILL				0.0050 / 0.0050					
				12/29/2011	12/20/2011	PURC		50,000,000.00	49,999,937.50	0.00	0.00	(49,999,937.50)
563263	FREDDIE MAC	/CASTLE OAK SECURITIES	AGNF1				1.1250 / 0.1015					
				7/27/2012	12/20/2011	PURC		10,600,000.00	10,712,728.35	0.00	0.00	(10,712,728.35)
563264	FED HM LN BK BD	/CASTLE OAK SECURITIES	AGNF1				0.2600 / 0.1016					
				7/16/2012	12/20/2011	PURC		5,505,000.00	5,516,189.83	0.00	0.00	(5,516,189.83)
563265	FED HM LN BK BD	/CASTLE OAK SECURITIES	AGNF1				0.1600 / 0.1570					
				4/30/2012	12/20/2011	PURC		4,000,000.00	4,002,316.89	0.00	0.00	(4,002,316.89)
563266	FED HM LN BK BD	/CASTLE OAK SECURITIES	AGNF1				5.7500 / 0.0602					
				5/15/2012	12/20/2011	PURC		11,305,000.00	11,627,161.73	0.00	0.00	(11,627,161.73)
563275	FED HM LN BK BD	/BNP PARIBAS	AGYMAT				0.3200 / 0.0360					
				2/22/2012	12/20/2011	PURC		2,500,000.00	2,507,844.72	0.00	0.00	(2,507,844.72)
542850	FREDDIE MAC	/JP MORGAN CHASE & CO	AGN FLOAT1				0.1630 / 0.1216					
				12/21/2011	12/21/2011	INT		0.00	0.00	0.00	(4,266.25)	4,266.25
				12/21/2011	12/21/2011	MAT		(25,000,000.00)	(25,004,155.56)	0.00	4,155.56	25,000,000.00
546951	TORONTO DOMINION BANK NY	/TDSI	YCDF				0.3007 / 0.3007					
				9/21/2012	12/21/2011	INT		0.00	0.00	0.00	(6,766.25)	6,766.25
547232	FNMA DISCOUNT	/RBC	AGDN				0.0250 / 0.0250					
				12/21/2011	12/21/2011	MAT		(10,000,000.00)	(9,999,375.00)	0.00	(625.00)	10,000,000.00
558605	FHLB DISC CORP	/JEFFERIES & COMPANY	AGDN				0.0200 / 0.0200					
				12/21/2011	12/21/2011	MAT		(50,000,000.00)	(49,999,222.22)	0.00	(777.78)	50,000,000.00
560530	FNMA DISCOUNT	/JP MORGAN CHASE & CO.	AGDN				0.0010 / 0.0010					
				12/21/2011	12/21/2011	MAT		(8,500,000.00)	(8,499,996.46)	0.00	(3.54)	8,500,000.00
560531	FHLB DISC CORP	/JP MORGAN CHASE & CO.	AGDN				0.0010 / 0.0010					
				12/21/2011	12/21/2011	MAT		(8,900,000.00)	(8,899,996.29)	0.00	(3.71)	8,900,000.00

County of Orange
Treasurer-Tax Collector's Office
Detail Transaction Report

Transaction Date From 01-Dec-2011 To 31-Dec-2011

Deal	Issuer	Broker	Inst Type	Maturity Date	Trans Date	Trans Type	Coupon/ Yield(%)	Par Value	Cost	Purchased Interest	(Interest) Amort / (Accret) (Gain) / Loss	Settlement
Fund:	**Educational Money Mkt Fnd**											
561653	FREDDIE MAC	/JP MORGAN CHASE & CO	AGN FLOAT1				0.2048 / 0.0304					
				12/21/2011	12/21/2011	INT		0.00	0.00	0.00	(4,266.25)	4,266.25
				12/21/2011	12/21/2011	MAT		(25,000,000.00)	(25,004,076.38)	0.00	4,076.38	25,000,000.00
563248	NESTLE CAPITAL CORP	/CRED SUIS SECURITIES	CP				0.0200 / 0.0200					
				12/21/2011	12/21/2011	MAT		(31,500,000.00)	(31,499,982.50)	0.00	(17.50)	31,500,000.00
563536	TORONTO DOMINION BANK NY	/TDSI	YCD				0.1200 / 0.1200					
				2/28/2012	12/21/2011	PURC		10,000,000.00	10,000,000.00	0.00	0.00	(10,000,000.00)
563537	FED HM LN BK BD	/RBC	AGYMAT				0.3200 / 0.0362					
				2/28/2012	12/21/2011	PURC		7,000,000.00	7,023,482.67	0.00	0.00	(7,023,482.67)
563541	FREDDIE MAC	/RBC	AGNF1				1.7500 / 0.0803					
				6/15/2012	12/21/2011	PURC		15,000,000.00	15,125,275.01	0.00	0.00	(15,125,275.00)
563542	FED HM LN BK BD	/RBC	AGNF1				0.2500 / 0.0913					
				7/30/2012	12/21/2011	PURC		15,000,000.00	15,029,058.33	0.00	0.00	(15,029,058.33)
563543	FED HM LN BK BD	/DEUTSCHE	STEPGOVAGY				0.5000 / 0.4961					
				12/27/2013	12/21/2011	PURC		50,000,000.00	50,124,733.35	0.00	0.00	(50,124,733.33)
563546	FREDDIE MAC	/GOLDMAN SACHS	AGN FLOAT1				0.2414 / 0.0852					
				4/3/2012	12/21/2011	PURC		25,000,000.00	25,014,193.00	0.00	0.00	(25,014,193.00)
563547	FREDDIE MAC	/GOLDMAN SACHS	AGN FLOAT1				0.2414 / 0.0852					
				4/3/2012	12/21/2011	PURC		50,000,000.00	50,028,386.00	0.00	0.00	(50,028,386.00)
529029	FED FARM CR BK	/CRED SUIS SECURITIES	AGN FLOAT1				0.0853 / 0.1350					
				2/22/2012	12/22/2011	INT		0.00	0.00	0.00	(122.13)	122.13
558908	US TREASURY N/B	/BNP PARIBAS	TBILL				0.0200 / 0.0200					
				12/22/2011	12/22/2011	MAT		(25,000,000.00)	(24,999,666.67)	0.00	(333.33)	25,000,000.00
560548	JP MORGAN CHASE & CO	/JP MORGAN CHASE & CO.	MTNFDIC				2.1250 / 0.1225					
				6/22/2012	12/22/2011	INT		0.00	0.00	0.00	(63,750.00)	63,750.00
561933	US TREASURY N/B	/UBS FINANCIAL SERVICES	TBILL				0.0050 / 0.0050					
				12/22/2011	12/22/2011	MAT		(25,000,000.00)	(24,999,968.75)	0.00	(31.25)	25,000,000.00
563665	US TREASURY N/B	/BNP PARIBAS	TBILL				0.0350 / 0.0350					

Deals [Transaction Type] = SE

County of Orange
Treasurer-Tax Collector's Office
Detail Transaction Report

Transaction Date From 01-Dec-2011 To 31-Dec-2011

Deal	Issuer	Broker	Inst Type	Maturity Date	Trans Date	Trans Type	Coupon/ Yield(%)	Par Value	Cost	Purchased Interest	(Interest) Amort / (Accret) (Gain) / Loss	Settlement
Fund:	**Educational Money Mkt Fnd**											
				1/19/2012	12/22/2011	PURC		25,000,000.00	24,999,319.45	0.00	0.00	(24,999,319.44)
563830	FED HM LN BK BD	/CASTLE OAK SECURITIES	AGN FLOAT1				0.1250 / 0.1200					
				7/2/2012	12/22/2011	INT		0.00	0.00	0.00	(45.00)	45.00
				7/2/2012	12/22/2011	PURC		9,000,000.00	9,002,827.75	0.00	0.00	(9,002,827.75)
563831	FED HM LN BK BD	/CASTLE OAK SECURITIES	AGN FLOAT1				0.1950 / 0.1163					
				7/24/2012	12/22/2011	INT		0.00	0.00	0.00	(182.76)	182.76
				7/24/2012	12/22/2011	PURC		15,300,000.00	15,311,744.02	0.00	0.00	(15,311,744.02)
556892	FANNIE MAE	/CASTLE OAK SECURITIES	AGN FLOAT1				0.2647 / 0.1468					
				8/23/2012	12/23/2011	INT		0.00	0.00	0.00	(2,246.79)	2,246.79
560527	CHEVRON CORP	/CHEVRON	CP				0.0300 / 0.0300					
				12/23/2011	12/23/2011	MAT		(15,000,000.00)	(14,999,787.50)	0.00	(212.50)	15,000,000.00
564113	FANNIE MAE	/BANK OF AMERICA	AGNF1				0.8750 / 0.0703					
				1/12/2012	12/23/2011	PURC		10,000,000.00	10,043,357.84	0.00	0.00	(10,043,357.84)
541739	FANNIE MAE	/DEUTSCHE	AGN FLOAT1				0.1773 / 0.1567					
				7/26/2012	12/26/2011	INT		0.00	0.00	0.00	(5,150.42)	5,150.42
556066	FANNIE MAE	/CASTLE OAK SECURITIES	AGN FLOAT1				0.2347 / 0.1417					
				7/26/2012	12/26/2011	INT		0.00	0.00	0.00	(1,915.96)	1,915.96
562959	FANNIE MAE	/MORGAN STANLEY	AGN FLOAT1				0.2472 / 0.1036					
				7/26/2012	12/26/2011	INT		0.00	0.00	0.00	(10,300.83)	10,300.83
530892	FED HM LN BK BD	/GOLDMAN SACHS GROUP INC	AGNF1				0.1700 / 0.2041					
				4/2/2012	12/27/2011	INT		0.00	0.00	0.00	(8,500.00)	8,500.00
548259	FREDDIE DISCOUNT	/CRED SUIS SECURITIES	AGDN				0.0150 / 0.0150					
				12/27/2011	12/27/2011	MAT		(40,000,000.00)	(39,998,500.00)	0.00	(1,500.00)	40,000,000.00
563543	FED HM LN BK BD	/DEUTSCHE	STEPGOVAGY				0.5000 / 0.4961					
				12/27/2013	12/27/2011	EPAY PRI		(50,000,000.00)	(50,124,733.33)	0.00	0.00	50,124,733.33
				12/27/2013	12/27/2011	INT		0.00	0.00	0.00	(125,000.00)	125,000.00
564339	FHLB DISC CORP	/WELLS FARGO BANK	AGDN				0.0010 / 0.0010					
				12/28/2011	12/27/2011	PURC		15,000,000.00	14,999,999.58	0.00	0.00	(14,999,999.58)

County of Orange
Treasurer-Tax Collector's Office
Detail Transaction Report

Transaction Date From 01-Dec-2011 To 31-Dec-2011

Deal	Issuer	Broker	Inst Type	Maturity Date	Trans Date	Trans Type	Coupon/ Yield(%)	Par Value	Cost	Purchased Interest	(Interest) Amort / (Accret) (Gain) / Loss	Settlement
Fund:	**Educational Money Mkt Fnd**											
564346	US TREASURY N/B	/UBS FINANCE (DE) LLC	TBILL				0.0050 / 0.0050					
				12/29/2011	12/27/2011	PURC		15,000,000.00	14,999,995.83	0.00	0.00	(14,999,995.83)
564347	US TREASURY N/B	/BNP PARIBAS	TBILL				0.0290 / 0.0290					
				12/29/2011	12/27/2011	PURC		25,000,000.00	24,999,959.73	0.00	0.00	(24,999,959.72)
564349	FED HM LN BK BD	/BNP PARIBAS	CALLGOVAGY				0.2500 / 0.2500					
				1/8/2013	12/27/2011	PURC		15,000,000.00	15,000,000.00	0.00	0.00	(15,000,000.00)
564352	FED HM LN BK BD	/DEUTSCHE	CALLGOVAGY				0.2500 / 0.2500					
				1/8/2013	12/27/2011	PURC		12,500,000.00	12,500,000.00	0.00	0.00	(12,500,000.00)
564354	FED HM LN BK BD	/	CALLGOVAGY				0.3500 / 0.3274					
				8/10/2012	12/27/2011	PURC		10,900,000.00	10,907,778.36	0.00	0.00	(10,907,778.36)
564355	FED HM LN BK BD	/	CALLGOVAGY				0.5000 / 0.4454					
				11/16/2012	12/27/2011	PURC		4,030,000.00	4,034,237.32	0.00	0.00	(4,034,237.32)
564356	FED HM LN BK BD	/	CALLGOVAGY				0.3500 / 0.3436					
				10/5/2012	12/27/2011	PURC		5,000,000.00	5,004,236.11	0.00	0.00	(5,004,236.11)
564691	FED HM LN BK BD	/	CALLGOVAGY				0.4000 / 0.3577					
				8/17/2012	12/27/2011	PURC		2,500,000.00	2,502,147.22	0.00	0.00	(2,502,147.22)
519889	FED HM LN BK BD	/CASTLE OAK SECURITIES	AGN FLOAT1				0.1710 / 0.1556					
				2/28/2012	12/28/2011	INT		0.00	0.00	0.00	(1,085.00)	1,085.00
542331	FED HM LN BK BD	/BNP PARIBAS	AGNF1				1.0000 / 0.1002					
				12/28/2011	12/28/2011	INT		0.00	0.00	0.00	(51,000.00)	51,000.00
				12/28/2011	12/28/2011	MAT		(10,200,000.00)	(10,247,461.73)	0.00	47,461.73	10,200,000.00
560857	FED HM LN BK BD	/UBS FINANCIAL SERVICES	AGNF1				1.0000 / 0.0210					
				12/28/2011	12/28/2011	INT		0.00	0.00	0.00	(250,000.00)	250,000.00
				12/28/2011	12/28/2011	MAT		(50,000,000.00)	(50,249,383.33)	0.00	249,383.33	50,000,000.00
563258	FHLB DISC CORP	/JP MORGAN CHASE & CO	AGDN				0.0010 / 0.0010					
				12/28/2011	12/28/2011	MAT		(25,000,000.00)	(24,999,994.44)	0.00	(5.56)	25,000,000.00
564339	FHLB DISC CORP	/WELLS FARGO BANK	AGDN				0.0010 / 0.0010					
				12/28/2011	12/28/2011	MAT		(15,000,000.00)	(14,999,999.58)	0.00	(0.42)	15,000,000.00
564616	FNMA DISCOUNT	/TDSI	AGDN				0.0225 / 0.0225					
				3/21/2012	12/28/2011	PURC		50,000,000.00	49,997,375.00	0.00	0.00	(49,997,375.00)

Deals [Transaction Type] = SE

County of Orange
Treasurer-Tax Collector's Office
Detail Transaction Report

Transaction Date From 01-Dec-2011 To 31-Dec-2011

Deal	Issuer	Broker	Inst Type	Maturity Date	Trans Date	Trans Type	Coupon/ Yield(%)	Par Value	Cost	Purchased Interest	(Interest) Amort / (Accret) (Gain) / Loss	Settlement
Fund:	**Educational Money Mkt Fnd**											
564617	FHLB DISC CORP	/WELLS FARGO BANK	AGDN				0.0010 / 0.0010					
				12/29/2011	12/28/2011	PURC		30,000,000.00	29,999,999.16	0.00	0.00	(29,999,999.17)
564635	FHLB DISC CORP	/JP MORGAN CHASE & CO	AGDN				0.0100 / 0.0100					
				2/29/2012	12/28/2011	PURC		50,000,000.00	49,999,125.00	0.00	0.00	(49,999,125.00)
564636	FHLB DISC CORP	/BANK OF AMERICA	AGDN				0.0100 / 0.0100					
				2/29/2012	12/28/2011	PURC		50,000,000.00	49,999,125.00	0.00	0.00	(49,999,125.00)
564638	FHLB DISC CORP	/BNP PARIBAS	AGDN				0.0100 / 0.0100					
				2/29/2012	12/28/2011	PURC		20,000,000.00	19,999,650.00	0.00	0.00	(19,999,650.00)
564644	FED HM LN BK BD	/	CALLGOVAGY				0.3200 / 0.3106					
				12/11/2012	12/28/2011	PURC		5,000,000.00	5,002,316.67	0.00	0.00	(5,002,316.67)
564690	FED HM LN BK BD	/	CALLGOVAGY				0.4000 / 0.3687					
				8/17/2012	12/28/2011	PURC		2,500,000.00	2,501,997.50	0.00	0.00	(2,501,997.50)
511019	COUNTY OF ORANGE	/COUNTY OF ORANGE	OCPOB2011A				1.8200 / 0.8488					
				4/13/2012	12/29/2011	SALE		(63,500,000.00)	(63,500,000.00)	0.00	0.00	2,452,642.67
				4/13/2012	12/29/2011	INT		0.00	0.00	0.00	(26,180.40)	26,180.40
513910	ROYAL BANK OF CANADA	/RBC	YCDF				0.2983 / 0.2983					
				3/29/2012	12/29/2011	INT		0.00	0.00	0.00	(2,578.67)	2,578.67
558906	US TREASURY N/B	/CRED SUIS SECURITIES.	TBILL				0.0150 / 0.0150					
				12/29/2011	12/29/2011	MAT		(25,000,000.00)	(24,999,677.08)	0.00	(322.92)	25,000,000.00
562201	US TREASURY N/B	/JEFFERIES & COMPANY	TBILL				0.0050 / 0.0050					
				12/29/2011	12/29/2011	MAT		(25,000,000.00)	(24,999,947.92)	0.00	(52.08)	25,000,000.00
562972	US TREASURY N/B	/BNP PARIBAS	TBILL				0.0130 / 0.0130					
				12/29/2011	12/29/2011	MAT		(50,000,000.00)	(49,999,819.44)	0.00	(180.56)	50,000,000.00
563262	US TREASURY N/B	/GOLDMAN SACHS	TBILL				0.0050 / 0.0050					
				12/29/2011	12/29/2011	MAT		(50,000,000.00)	(49,999,937.50)	0.00	(62.50)	50,000,000.00
564346	US TREASURY N/B	/UBS FINANCE (DE) LLC	TBILL				0.0050 / 0.0050					
				12/29/2011	12/29/2011	MAT		(15,000,000.00)	(14,999,995.83)	0.00	(4.17)	15,000,000.00
564347	US TREASURY N/B	/BNP PARIBAS	TBILL				0.0290 / 0.0290					
				12/29/2011	12/29/2011	MAT		(25,000,000.00)	(24,999,959.72)	0.00	(40.28)	25,000,000.00

Deals [Transaction Type] = SE

County of Orange
Treasurer-Tax Collector's Office
Detail Transaction Report

Transaction Date From 01-Dec-2011 To 31-Dec-2011

Deal	Issuer	Broker	Inst Type	Maturity Date	Trans Date	Trans Type	Coupon/ Yield(%)	Par Value	Cost	Purchased Interest	(Interest) Amort / (Accret) (Gain) / Loss	Settlement
Fund:	**Educational Money Mkt Fnd**											
564617	FHLB DISC CORP	/WELLS FARGO BANK	AGDN	12/29/2011	12/29/2011	MAT	0.0010 / 0.0010	(30,000,000.00)	(29,999,999.17)	0.00	(0.83)	30,000,000.00
564942	FHLB DISC CORP	/JP MORGAN CHASE & CO	AGDN	12/30/2011	12/29/2011	PURC	0.0010 / 0.0010	26,000,000.00	25,999,999.27	0.00	0.00	(25,999,999.28)
564964	FED HM LN BK BD	/	CALLGOVAGY	8/28/2012	12/29/2011	PURC	0.4400 / 0.3958	8,000,000.00	8,007,518.22	0.00	0.00	(8,007,518.22)
564977	FED FARM CR BK	/JP MORGAN CHASE & CO	AGN FLOAT3	4/12/2012	12/29/2011	PURC	0.1660 / 0.0661	50,000,000.00	50,032,143.85	0.00	0.00	(50,032,143.87)
564979	MORGAN STANLEY	/JP MORGAN CHASE & CO	MTNFFDIC	2/10/2012	12/29/2011	PURC	0.7242 / 0.0401	5,000,000.00	5,009,013.38	0.00	0.00	(5,009,013.38)
564987	FED FARM CR BK	/BARCLAY CAPITAL	AGN FLOAT3	1/28/2013	12/29/2011	PURC	0.1036 / 0.2040	5,000,000.00	4,995,485.20	0.00	0.00	(4,995,485.20)
564990	FED HM LN BK BD	/JP MORGAN CHASE & CO	AGN FLOAT1	8/28/2012	12/29/2011	PURC	0.2600 / 0.1590	50,000,000.00	50,044,994.45	0.00	0.00	(50,044,994.44)
564995	FED FARM CR BK	/BARCLAY CAPITAL	AGN FLOAT3	1/28/2013	12/29/2011	PURC	0.1036 / 0.2040	50,000,000.00	49,954,851.95	0.00	0.00	(49,954,851.97)
564997	FED FARM CR BK	/MORGAN STANLEY	AGN FLOAT1	12/5/2012	12/29/2011	PURC	0.1584 / 0.1538	24,000,000.00	24,003,565.99	0.00	0.00	(24,003,566.00)
560929	WAL-MART STORES INC	/CRED SUIS SECURITIES	CP	12/30/2011	12/30/2011	MAT	0.0400 / 0.0400	(50,000,000.00)	(49,998,777.78)	0.00	(1,222.22)	50,000,000.00
563250	FREDDIE DISCOUNT	/CRED SUIS SECURITIES	AGDN	6/18/2012	12/30/2011	SALE	0.0700 / 0.0700	(25,000,000.00)	(24,991,201.39)	0.00	14,993,338.89	9,997,862.50
564942	FHLB DISC CORP	/JP MORGAN CHASE & CO	AGDN	12/30/2011	12/30/2011	MAT	0.0010 / 0.0010	(26,000,000.00)	(25,999,999.28)	0.00	(0.72)	26,000,000.00
565253	FHLB DISC CORP	/GOLDMAN SACHS GROUP INC	AGDN	2/17/2012	12/30/2011	PURC	0.0050 / 0.0050	40,000,000.00	39,999,727.76	0.00	0.00	(39,999,727.78)

County of Orange
Treasurer-Tax Collector's Office
Detail Transaction Report

Transaction Date From 01-Dec-2011 To 31-Dec-2011

Deal	Issuer	Broker	Inst Type	Maturity Date	Trans Date	Trans Type	Coupon/ Yield(%)	Par Value	Cost	Purchased Interest	(Interest) Amort / (Accret) (Gain) / Loss	Settlement
Fund:	**Educational Money Mkt Fnd**											
565254	FHLB DISC CORP	/BANK OF AMERICA	AGDN				0.0100 / 0.0100					
				2/17/2012	12/30/2011	PURC		25,000,000.00	24,999,659.73	0.00	0.00	(24,999,659.72)
565260	FREDDIE MAC	/JP MORGAN CHASE & CO	AGN FLOAT1				0.0763 / 0.0351					
				1/13/2012	12/30/2011	PURC		15,000,000.00	15,002,719.17	0.00	0.00	(15,002,719.17)
					Sub Total:			**481,741,000.00**	**479,323,449.54**	**0.00**	**17,178,755.45**	**(618,596,910.29)**
Fund:	**283-John Wayne Airport**											
532822	MORGAN STANLEY	/JP MORGAN CHASE & CO	MTNFFDIC				1.1039 / 0.1296					
				12/1/2011	12/1/2011	INT		0.00	0.00	0.00	(1,485.78)	1,485.78
				12/1/2011	12/1/2011	MAT		(500,000.00)	(502,529.27)	0.00	2,529.27	500,000.00
557495	FED HM LN BK BD	/DEUTSCHE	CALLGOVAGY				0.3000 / 0.2545					
				9/10/2012	12/1/2011	INT		0.00	0.00	0.00	(750.00)	750.00
559468	FREDDIE DISCOUNT	/RBS GREENWICH CAPITAL	AGDN				0.0200 / 0.0200					
				12/8/2011	12/1/2011	PURC		900,000.00	899,996.50	0.00	0.00	(899,996.50)
526301	FREDDIE MAC	/CASTLE OAK SECURITIES	AGN FLOAT1				0.1104 / 0.1307					
				2/2/2012	12/2/2011	INT		0.00	0.00	0.00	(137.73)	137.73
554221	TORONTO DOMINION BANK NY	/TDSI	YCDF				0.2594 / 0.2884					
				5/4/2012	12/5/2011	INT		0.00	0.00	0.00	(456.87)	456.87
560268	FED FARM CR BK	/BNP PARIBAS	AGN FLOAT1				0.1400 / 0.1603					
				12/5/2012	12/5/2011	PURC		2,000,000.00	1,999,594.00	0.00	0.00	(1,999,594.00)
558683	FREDDIE DISCOUNT	/GOLDMAN SACHS GROUP INC	AGDN				0.0200 / 0.0200					
				12/6/2011	12/6/2011	MAT		(825,000.00)	(824,996.33)	0.00	(3.67)	825,000.00
560540	FED HM LN BK BD	/	CALLGOVAGY				0.4000 / 0.3347					
				8/17/2012	12/6/2011	PURC		500,000.00	500,405.21	0.00	0.00	(500,405.21)
560549	FED HM LN BK BD	/RBC	CALLGOVAGY				2.0000 / 1.9944					
				12/9/2014	12/6/2011	PURC		1,000,000.00	1,009,994.19	0.00	0.00	(1,009,994.19)
527819	FNMA DISCOUNT	/RBC	AGDN				0.1300 / 0.1301					
				12/7/2011	12/7/2011	MAT		(2,000,000.00)	(1,998,700.00)	0.00	1,348,700.00	650,000.00

Deals [Transaction Type] = SE

County of Orange
Treasurer-Tax Collector's Office
Detail Transaction Report

Transaction Date From 01-Dec-2011 To 31-Dec-2011

Deal	Issuer	Broker	Inst Type	Maturity Date	Trans Date	Trans Type	Coupon/ Yield(%)	Par Value	Cost	Purchased Interest	(Interest) Amort / (Accret) (Gain) / Loss	Settlement
Fund:	**283-John Wayne Airport**											
559468	FREDDIE DISCOUNT	/RBS GREENWICH CAPITAL	AGDN				0.0200 / 0.0200					
				12/8/2011	12/8/2011	MAT		(900,000.00)	(899,996.50)	0.00	(3.50)	900,000.00
534988	GENERAL ELEC CAP CORP	/BNP PARIBAS	MTNFDIC				3.0000 / 0.1401					
				12/9/2011	12/9/2011	INT		0.00	0.00	0.00	(15,000.00)	15,000.00
				12/9/2011	12/9/2011	MAT		(1,000,000.00)	(1,014,435.33)	0.00	14,435.33	1,000,000.00
535256	FED HM LN BK BD	/RBC	AGNF1				1.1250 / 0.1500					
				12/9/2011	12/9/2011	INT		0.00	0.00	0.00	(2,812.50)	2,812.50
				12/9/2011	12/9/2011	MAT		(500,000.00)	(502,515.13)	0.00	2,515.13	500,000.00
539424	WELLS FARGO BANK	/RBC	MTNFDIC				3.0000 / 0.1600					
				12/9/2011	12/9/2011	INT		0.00	0.00	0.00	(30,000.00)	30,000.00
				12/9/2011	12/9/2011	MAT		(2,000,000.00)	(2,028,917.93)	0.00	28,917.93	2,000,000.00
556330	CHEVRON CORP	/CHEVRON	CP				0.0500 / 0.0500					
				12/9/2011	12/9/2011	MAT		(2,000,000.00)	(1,999,919.44)	0.00	(80.56)	2,000,000.00
558679	FHLB DISC CORP	/CITIGROUP GLOBAL MARKETS	AGDN				0.0200 / 0.0200					
				12/9/2011	12/9/2011	MAT		(1,500,000.00)	(1,499,990.83)	0.00	(9.17)	1,500,000.00
560549	FED HM LN BK BD	/RBC	CALLGOVAGY				2.0000 / 1.9944					
				12/9/2014	12/9/2011	EPAY PRI		(1,000,000.00)	(1,009,994.19)	0.00	0.00	1,009,994.19
				12/9/2014	12/9/2011	INT		0.00	0.00	0.00	(10,000.00)	10,000.00
561388	CHEVRON CORP	/CHEVRON	CP				0.0300 / 0.0300					
				12/29/2011	12/9/2011	PURC		2,000,000.00	1,999,966.67	0.00	0.00	(1,999,966.67)
561394	FED FARM CR BK	/CASTLE OAK SECURITIES	CALLGOVAGY				2.3000 / 2.2938					
				3/1/2018	12/9/2011	PURC		2,535,000.00	2,551,817.48	0.00	0.00	(2,551,817.48)
561395	GENERAL ELEC CAP CORP	/GOLDMAN SACHS	MTNFDIC				2.4500 / 0.2286					
				12/5/2012	12/9/2011	PURC		1,000,000.00	1,022,202.22	0.00	0.00	(1,022,202.22)
561661	FED HM LN BK BD	/BANK OF AMERICA	AGN FLOAT1				0.1313 / 0.1260					
				7/2/2012	12/12/2011	PURC		2,000,000.00	2,000,578.06	0.00	0.00	(2,000,578.06)
534696	MORGAN STANLEY	/BARCLAY CAPITAL	MTNFFDIC				0.4495 / 0.1583					
				3/13/2012	12/13/2011	INT		0.00	0.00	0.00	(1,359.79)	1,359.79

County of Orange
Treasurer-Tax Collector's Office
Detail Transaction Report

Transaction Date From 01-Dec-2011 To 31-Dec-2011

Deal	Issuer	Broker	Inst Type	Maturity Date	Trans Date	Trans Type	Coupon/ Yield(%)	Par Value	Cost	Purchased Interest	(Interest) Amort / (Accret) (Gain) / Loss	Settlement
Fund:	**283-John Wayne Airport**											
553657	WAL-MART STORES INC	/MORGAN STANLEY	CP				0.0600 / 0.0600					
				12/13/2011	12/13/2011	MAT		(2,000,000.00)	(1,999,843.33)	0.00	(156.67)	2,000,000.00
558681	FREDDIE DISCOUNT	/BANK OF AMERICA	AGDN				0.0200 / 0.0200					
				12/13/2011	12/13/2011	MAT		(1,800,000.00)	(1,799,985.00)	0.00	(15.00)	1,800,000.00
561727	WAL-MART STORES INC	/CITIGROUP GLOBAL MARKETS	CP				0.0400 / 0.0400					
				12/28/2011	12/13/2011	PURC		2,000,000.00	1,999,966.67	0.00	0.00	(1,999,966.67)
561939	FED FARM CR BK	/UBS FINANCIAL SERVICES	AGN FLOAT1				0.2873 / 0.1353					
				6/21/2012	12/13/2011	PURC		1,000,000.00	1,001,456.50	0.00	0.00	(1,001,456.50)
562191	JP MORGAN CHASE & CO	/WELLS FARGO BANK	MTNFDIC				2.1250 / 0.1934					
				12/26/2012	12/14/2011	PURC		421,000.00	433,565.45	0.00	0.00	(433,565.45)
561394	FED FARM CR BK	/CASTLE OAK SECURITIES	CALLGOVAGY				2.3000 / 2.2938					
				3/1/2018	12/15/2011	EPAY PRI		(2,535,000.00)	(2,551,817.48)	0.00	0.00	2,551,817.48
				3/1/2018	12/15/2011	INT		0.00	0.00	0.00	(16,843.67)	16,843.67
545955	HSBC BANK USA	/BNP PARIBAS	MTNFDIC				3.1250 / 0.1103					
				12/16/2011	12/16/2011	INT		0.00	0.00	0.00	(31,250.00)	31,250.00
				12/16/2011	12/16/2011	MAT		(2,000,000.00)	(2,030,677.39)	0.00	30,677.39	2,000,000.00
562594	FANNIE MAE	/JP MORGAN CHASE & CO	AGNF1				0.8750 / 0.0305					
				1/12/2012	12/16/2011	PURC		2,260,000.00	2,269,835.65	0.00	0.00	(2,269,835.65)
561939	FED FARM CR BK	/UBS FINANCIAL SERVICES	AGN FLOAT1				0.2873 / 0.1353					
				6/21/2012	12/21/2011	INT		0.00	0.00	0.00	(16.94)	16.94
				6/21/2012	12/21/2011	INT		0.00	0.00	0.00	(707.78)	707.78
563544	MORGAN STANLEY	/BARCLAY CAPITAL	MTNFFDIC				0.9131 / 0.1784					
				6/20/2012	12/21/2011	PURC		1,000,000.00	1,003,699.37	0.00	0.00	(1,003,699.37)
505812	FED FARM CR BK	/CASTLE OAK SECURITIES	AGN FLOAT1				0.1500 / 0.2259					
				2/22/2012	12/22/2011	INT		0.00	0.00	0.00	(183.20)	183.20

Deals [Transaction Type] = SE

County of Orange
Treasurer-Tax Collector's Office
Detail Transaction Report

Transaction Date From 01-Dec-2011 To 31-Dec-2011

Deal	Issuer	Broker	Inst Type	Maturity Date	Trans Date	Trans Type	Coupon/ Yield(%)	Par Value	Cost	Purchased Interest	(Interest) Amort / (Accret) (Gain) / Loss	Settlement
Fund:	**283-John Wayne Airport**											
529028	FED FARM CR BK	/CRED SUIS SECURITIES	AGN FLOAT1				0.0853 / 0.1350					
				2/22/2012	12/22/2011	INT		0.00	0.00	0.00	(134.35)	134.35
544400	FED FARM CR BK	/JP MORGAN CHASE & CO	AGN FLOAT1				0.1030 / 0.1324					
				2/22/2012	12/22/2011	INT		0.00	0.00	0.00	(131.29)	131.29
563788	GOLDMAN SACHS GROUP INC	/BARCLAYS CAPITAL	MTNFDIC				3.2500 / 0.0902					
				6/15/2012	12/22/2011	PURC		1,083,000.00	1,100,113.51	0.00	0.00	(1,100,113.51)
562191	JP MORGAN CHASE & CO	/WELLS FARGO BANK	MTNFDIC				2.1250 / 0.1934					
				12/26/2012	12/26/2011	INT		0.00	0.00	0.00	(4,473.13)	4,473.13
564348	FED HM LN BK BD	/OPPENHEIMER & CO., INC	CALLGOVAGY				0.3500 / 0.3426					
				10/5/2012	12/27/2011	PURC		1,000,000.00	1,000,854.22	0.00	0.00	(1,000,854.22)
513644	RABOBANK NEDERLAND NV NY	/UBS FINANCIAL SERVICES	YCDF				0.3433 / 0.3433					
				4/24/2012	12/28/2011	INT		0.00	0.00	0.00	(484.30)	484.30
522651	ROYAL BANK OF CANADA	/RBC	YCDF				0.3126 / 0.2399					
				1/27/2012	12/28/2011	INT		0.00	0.00	0.00	(297.68)	297.68
548258	FED HM LN BK BD	/UBS FINANCIAL SERVICES	CALLGOVAGY				0.3000 / 0.3251					
				9/28/2012	12/28/2011	L INTERI		(1,000,000.00)	(999,750.00)	0.00	0.00	999,750.00
				9/28/2012	12/28/2011	EPAY PRI		(1,000,000.00)	(999,750.00)	0.00	0.00	999,750.00
561727	WAL-MART STORES INC	/CITIGROUP GLOBAL MARKETS	CP				0.0400 / 0.0400					
				12/28/2011	12/28/2011	MAT		(2,000,000.00)	(1,999,966.67)	0.00	(33.33)	2,000,000.00
561388	CHEVRON CORP	/CHEVRON	CP				0.0300 / 0.0300					
				12/29/2011	12/29/2011	MAT		(2,000,000.00)	(1,999,966.67)	0.00	(33.33)	2,000,000.00
564948	CHEVRON CORP	/CHEVRON	CP				0.0100 / 0.0100					
				1/5/2012	12/29/2011	PURC		2,000,000.00	1,999,996.11	0.00	0.00	(1,999,996.11)
564986	FED HM LN BK BD	/OPPENHEIMER & CO., INC	CALLGOVAGY				0.3500 / 0.3459					
				10/5/2012	12/29/2011	PURC		4,000,000.00	4,003,426.67	0.00	0.00	(4,003,426.67)
564988	FED HM LN BK BD	/RBC	AGNF1				5.3750 / 0.1201					

County of Orange
Treasurer-Tax Collector's Office
Detail Transaction Report

Transaction Date From 01-Dec-2011 To 31-Dec-2011

Deal	Issuer	Broker	Inst Type	Maturity Date	Trans Date	Trans Type	Coupon/ Yield(%)	Par Value	Cost	Purchased Interest	(Interest) Amort / (Accret) (Gain) / Loss	Settlement
Fund:	**283-John Wayne Airport**											
				6/8/2012	12/29/2011	PURC		1,000,000.00	1,026,320.42	0.00	0.00	(1,026,320.42)
						Sub Total:		**1,139,000.00**	**1,160,037.41**	**0.00**	**1,310,914.81**	**(2,470,952.22)**
Fund:	**15B-Housing 99A & 99B**											
383458	GINNIE MAE	/	MBS				6.2500 / 1,419.2408					
				9/20/2029	12/20/2011	INT		0.00	0.00	0.00	(2.19)	2.19
				9/20/2029	12/20/2011	SALE		(134,943.41)	(135,060.55)	0.00	0.00	379.56
				9/20/2029	12/20/2011	INT		0.00	0.00	0.00	(585.64)	585.64
						Sub Total:		**(134,943.41)**	**(135,060.55)**	**0.00**	**(587.83)**	**967.39**
						Grand Total:		**138,096,416.59**	**133,119,726.66**	**0.00**	**41,783,329.60**	**(705,562,919.90)**

Deals [Transaction Type] = SE

County of Orange
Treasurer-Tax Collector's Office

MONEY MARKET MUTUAL FUNDS TRANSACTIONS REPORT

For 01-Dec-2011 to 31-Dec-2011

Cashflow Date	Transaction Description	D.O. No.	Instrument	Amount	Deposit Slip Code	Counterparty	Deal No
AIM#51102-692	**INVESCO STIC GOVERNMENT & AGENCY**						
12/1/2011	ACTUAL CASHFLOW		Money Market Mutual Fund	23,535,023.00	9472	INVESCO STIC PRIME PORTFOLIO	559471
12/2/2011	ACTUAL CASHFLOW		Money Market Mutual Fund	(10,631,440.00)	0006	INVESCO STIC PRIME PORTFOLIO	560005
12/2/2011	ACTUAL CASHFLOW		Money Market Mutual Fund	7,800,000.00	0028	INVESCO STIC PRIME PORTFOLIO	560027
12/7/2011	ACTUAL CASHFLOW		Money Market Mutual Fund	15,153,988.00	0861	INVESCO STIC PRIME PORTFOLIO	560860
12/8/2011	ACTUAL CASHFLOW		Money Market Mutual Fund	97,290,560.00	1118	INVESCO STIC PRIME PORTFOLIO	561117
12/9/2011	ACTUAL CASHFLOW		Money Market Mutual Fund	32,862,770.00	1417	INVESCO STIC PRIME PORTFOLIO	561416
12/13/2011	ACTUAL CASHFLOW		Money Market Mutual Fund	(66,614,777.00)	1930	INVESCO STIC PRIME PORTFOLIO	561929
12/14/2011	ACTUAL CASHFLOW		Money Market Mutual Fund	40,000,000.00	2188	INVESCO STIC PRIME PORTFOLIO	562187
12/15/2011	ACTUAL CASHFLOW		Money Market Mutual Fund	48,099,980.00	2263	INVESCO STIC PRIME PORTFOLIO	562262
12/16/2011	ACTUAL CASHFLOW		Money Market Mutual Fund	39,906,118.00	2531	INVESCO STIC PRIME PORTFOLIO	562530
12/19/2011	ACTUAL CASHFLOW		Money Market Mutual Fund	(65,506,585.00)	2801	INVESCO STIC PRIME PORTFOLIO	562800
12/20/2011	ACTUAL CASHFLOW		Money Market Mutual Fund	(200,000,000.00)	3270	INVESCO STIC PRIME PORTFOLIO	563269
12/21/2011	ACTUAL CASHFLOW		Money Market Mutual Fund	61,747,009.00	3530	INVESCO STIC PRIME PORTFOLIO	563529
12/22/2011	ACTUAL CASHFLOW		Money Market Mutual Fund	(50,000,000.00)	3588	INVESCO STIC PRIME PORTFOLIO	563587
12/23/2011	ACTUAL CASHFLOW		Money Market Mutual Fund	(5,488,647.00)	4027	INVESCO STIC PRIME PORTFOLIO	564026
12/27/2011	ACTUAL CASHFLOW		Money Market Mutual Fund	67,673,751.00	4343	INVESCO STIC PRIME PORTFOLIO	564342
12/28/2011	ACTUAL CASHFLOW		Money Market Mutual Fund	64,576,022.00	4625	INVESCO STIC PRIME PORTFOLIO	564624
12/29/2011	ACTUAL CASHFLOW		Money Market Mutual Fund	37,445,066.00	4970	INVESCO STIC PRIME PORTFOLIO	564969
12/29/2011	ACTUAL CASHFLOW		Money Market Mutual Fund	(10,000,000.00)	4992	INVESCO STIC PRIME PORTFOLIO	564991
12/30/2011	ACTUAL CASHFLOW		Money Market Mutual Fund	7,000,000.00	5248	INVESCO STIC PRIME PORTFOLIO	565247
12/30/2011	ACTUAL CASHFLOW		Money Market Mutual Fund	(12,500,000.00)	5256	INVESCO STIC PRIME PORTFOLIO	565255
12/30/2011	ACTUAL CASHFLOW		Money Market Mutual Fund	17,500,000.00	5262	INVESCO STIC PRIME PORTFOLIO	565261
		Sub Total Amount Per Account:		**139,848,838.00**			
AIM#51103-694	**INVESCO STIC GOVERNMENT & AGENCY**						
12/1/2011	ACTUAL CASHFLOW		Money Market Mutual Fund	33,417,283.00	9470	INVESCO STIC PRIME PORTFOLIO	559469
12/1/2011	ACTUAL CASHFLOW		Money Market Mutual Fund	11,509,479.00	9490	INVESCO STIC PRIME PORTFOLIO	559489
12/2/2011	ACTUAL CASHFLOW		Money Market Mutual Fund	13,597,702.00	0004	INVESCO STIC PRIME PORTFOLIO	560003
12/5/2011	ACTUAL CASHFLOW		Money Market Mutual Fund	(4,927,940.00)	0257	INVESCO STIC PRIME PORTFOLIO	560256
12/6/2011	ACTUAL CASHFLOW		Money Market Mutual Fund	19,406,772.00	0554	INVESCO STIC PRIME PORTFOLIO	560553
12/7/2011	ACTUAL CASHFLOW		Money Market Mutual Fund	(54,915,842.00)	0867	INVESCO STIC PRIME PORTFOLIO	560866
12/8/2011	ACTUAL CASHFLOW		Money Market Mutual Fund	61,234,331.00	1112	INVESCO STIC PRIME PORTFOLIO	561111
12/9/2011	ACTUAL CASHFLOW		Money Market Mutual Fund	35,758,984.00	1413	INVESCO STIC PRIME PORTFOLIO	561412
12/12/2011	ACTUAL CASHFLOW		Money Market Mutual Fund	(36,843,625.00)	1684	INVESCO STIC PRIME PORTFOLIO	561683
12/13/2011	ACTUAL CASHFLOW		Money Market Mutual Fund	(5,146,398.00)	1928	INVESCO STIC PRIME PORTFOLIO	561927
12/14/2011	ACTUAL CASHFLOW		Money Market Mutual Fund	14,247,427.00	2184	INVESCO STIC PRIME PORTFOLIO	562183
12/15/2011	ACTUAL CASHFLOW		Money Market Mutual Fund	28,976,235.00	2259	INVESCO STIC PRIME PORTFOLIO	562258
12/16/2011	ACTUAL CASHFLOW		Money Market Mutual Fund	(13,210,741.00)	2527	INVESCO STIC PRIME PORTFOLIO	562526

County of Orange
Treasurer-Tax Collector's Office

MONEY MARKET MUTUAL FUNDS TRANSACTIONS REPORT

For 01-Dec-2011 to 31-Dec-2011

Cashflow Date	Transaction Description	D.O. No.	Instrument	Amount	Deposit Slip Code	Counterparty	Deal No
12/19/2011	ACTUAL CASHFLOW		Money Market Mutual Fund	(87,970,140.00)	2799	INVESCO STIC PRIME PORTFOLIO	562798
12/20/2011	ACTUAL CASHFLOW		Money Market Mutual Fund	172,359,988.00	3268	INVESCO STIC PRIME PORTFOLIO	563267
12/22/2011	ACTUAL CASHFLOW		Money Market Mutual Fund	(1,344,135.00)	3584	INVESCO STIC PRIME PORTFOLIO	563583
12/23/2011	ACTUAL CASHFLOW		Money Market Mutual Fund	(1,097,462.00)	4024	INVESCO STIC PRIME PORTFOLIO	564022
12/27/2011	ACTUAL CASHFLOW		Money Market Mutual Fund	(7,361,194.00)	4341	INVESCO STIC PRIME PORTFOLIO	564340
12/27/2011	ACTUAL CASHFLOW		Money Market Mutual Fund	(2,502,147.00)	4370	INVESCO STIC PRIME PORTFOLIO	564369
12/28/2011	ACTUAL CASHFLOW		Money Market Mutual Fund	23,000,000.00	4621	INVESCO STIC PRIME PORTFOLIO	564620
12/29/2011	ACTUAL CASHFLOW		Money Market Mutual Fund	(5,000,000.00)	4966	INVESCO STIC PRIME PORTFOLIO	564965
12/30/2011	ACTUAL CASHFLOW		Money Market Mutual Fund	3,480,900.00	5246	INVESCO STIC PRIME PORTFOLIO	565245
		Sub Total Amount Per Account:		**196,669,477.00**			
AIM#51104-JWA	**INVESCO STIC GOVERNMENT & AGENCY**						
12/9/2011	ACTUAL CASHFLOW		Money Market Mutual Fund	2,483,826.63	1415	INVESCO STIC PRIME PORTFOLIO	561414
12/12/2011	ACTUAL CASHFLOW		Money Market Mutual Fund	(2,000,578.11)	1686	INVESCO STIC PRIME PORTFOLIO	561685
12/14/2011	ACTUAL CASHFLOW		Money Market Mutual Fund	(433,565.45)	2186	INVESCO STIC PRIME PORTFOLIO	562185
12/15/2011	ACTUAL CASHFLOW		Money Market Mutual Fund	2,551,843.67	2261	INVESCO STIC PRIME PORTFOLIO	562260
12/16/2011	ACTUAL CASHFLOW		Money Market Mutual Fund	(238,585.65)	2529	INVESCO STIC PRIME PORTFOLIO	562528
12/21/2011	ACTUAL CASHFLOW		Money Market Mutual Fund	(1,002,974.65)	3528	INVESCO STIC PRIME PORTFOLIO	563527
12/22/2011	ACTUAL CASHFLOW		Money Market Mutual Fund	(1,099,664.67)	3586	INVESCO STIC PRIME PORTFOLIO	563585
12/28/2011	ACTUAL CASHFLOW		Money Market Mutual Fund	2,001,531.98	4623	INVESCO STIC PRIME PORTFOLIO	564622
12/29/2011	ACTUAL CASHFLOW		Money Market Mutual Fund	(2,029,743.20)	4968	INVESCO STIC PRIME PORTFOLIO	564967
		Sub Total Amount Per Account:		**232,090.55**			
MORGAN 283	**MORGAN STANLEY GOVT 8302-JWA MMF**						
12/1/2011	ACTUAL CASHFLOW		Money Market Mutual Fund	(397,760.72)	9476	MORGAN STANLEY INST LIQUIDITY FUN	559475
12/1/2011	ACTUAL CASHFLOW		Money Market Mutual Fund	10,007.08	9492	MORGAN STANLEY INST LIQUIDITY FUN	559491
12/2/2011	ACTUAL CASHFLOW		Money Market Mutual Fund	137.73	0008	MORGAN STANLEY INST LIQUIDITY FUN	560007
12/5/2011	ACTUAL CASHFLOW		Money Market Mutual Fund	(1,999,137.13)	0259	MORGAN STANLEY INST LIQUIDITY FUN	560258
12/6/2011	ACTUAL CASHFLOW		Money Market Mutual Fund	315,411.02	0556	MORGAN STANLEY INST LIQUIDITY FUN	560555
12/7/2011	ACTUAL CASHFLOW		Money Market Mutual Fund	650,017.23	0863	MORGAN STANLEY INST LIQUIDITY FUN	560862
12/8/2011	ACTUAL CASHFLOW		Money Market Mutual Fund	900,006.42	1114	MORGAN STANLEY INST LIQUIDITY FUN	561113
12/13/2011	ACTUAL CASHFLOW		Money Market Mutual Fund	799,936.62	1932	MORGAN STANLEY INST LIQUIDITY FUN	561931
12/27/2011	ACTUAL CASHFLOW		Money Market Mutual Fund	(996,381.09)	4345	MORGAN STANLEY INST LIQUIDITY FUN	564344
12/28/2011	ACTUAL CASHFLOW		Money Market Mutual Fund	1,000,000.00	4629	MORGAN STANLEY INST LIQUIDITY FUN	564628
12/29/2011	ACTUAL CASHFLOW		Money Market Mutual Fund	(3,000,000.00)	4974	MORGAN STANLEY INST LIQUIDITY FUN	564973
		Sub Total Amount Per Account:		**(2,717,762.84)**			
MORGAN 692	**MORGAN STANLEY GOVT 8302-COUNTY MMF**						
12/5/2011	ACTUAL CASHFLOW		Money Market Mutual Fund	15,167,097.00	0261	MORGAN STANLEY INST LIQUIDITY FUN	560260
12/6/2011	ACTUAL CASHFLOW		Money Market Mutual Fund	(109,174,226.00)	0558	MORGAN STANLEY INST LIQUIDITY FUN	560557

County of Orange
Treasurer-Tax Collector's Office

MONEY MARKET MUTUAL FUNDS TRANSACTIONS REPORT

For 01-Dec-2011 to 31-Dec-2011

Cashflow Date	Transaction Description	D.O. No.	Instrument	Amount	Deposit Slip Code	Counterparty	Deal No
12/7/2011	ACTUAL CASHFLOW		Money Market Mutual Fund	100,000,000.00	0869	MORGAN STANLEY INST LIQUIDITY FUN	560868
12/8/2011	ACTUAL CASHFLOW		Money Market Mutual Fund	9,464,430.00	1116	MORGAN STANLEY INST LIQUIDITY FUN	561115
12/9/2011	ACTUAL CASHFLOW		Money Market Mutual Fund	25,000,000.00	1421	MORGAN STANLEY INST LIQUIDITY FUN	561420
12/12/2011	ACTUAL CASHFLOW		Money Market Mutual Fund	15,444,692.00	1688	MORGAN STANLEY INST LIQUIDITY FUN	561687
12/14/2011	ACTUAL CASHFLOW		Money Market Mutual Fund	35,153,605.00	2190	MORGAN STANLEY INST LIQUIDITY FUN	562189
12/15/2011	ACTUAL CASHFLOW		Money Market Mutual Fund	10,000,000.00	2265	MORGAN STANLEY INST LIQUIDITY FUN	562264
12/20/2011	ACTUAL CASHFLOW		Money Market Mutual Fund	(129,913,232.00)	3274	MORGAN STANLEY INST LIQUIDITY FUN	563273
12/21/2011	ACTUAL CASHFLOW		Money Market Mutual Fund	65,000,000.00	3534	MORGAN STANLEY INST LIQUIDITY FUN	563533
12/22/2011	ACTUAL CASHFLOW		Money Market Mutual Fund	(104,400,323.00)	3590	MORGAN STANLEY INST LIQUIDITY FUN	563589
12/28/2011	ACTUAL CASHFLOW		Money Market Mutual Fund	60,000,000.00	4631	MORGAN STANLEY INST LIQUIDITY FUN	564630
12/29/2011	ACTUAL CASHFLOW		Money Market Mutual Fund	7,000,000.00	4976	MORGAN STANLEY INST LIQUIDITY FUN	564975
12/29/2011	ACTUAL CASHFLOW		Money Market Mutual Fund	(10,000,000.00)	4994	MORGAN STANLEY INST LIQUIDITY FUN	564993
12/30/2011	ACTUAL CASHFLOW		Money Market Mutual Fund	6,196,200.00	5252	MORGAN STANLEY INST LIQUIDITY FUN	565251
12/30/2011	ACTUAL CASHFLOW		Money Market Mutual Fund	(12,500,000.00)	5258	MORGAN STANLEY INST LIQUIDITY FUN	565257
12/30/2011	ACTUAL CASHFLOW		Money Market Mutual Fund	17,500,000.00	5264	MORGAN STANLEY INST LIQUIDITY FUN	565263
		Sub Total Amount Per Account:		**(61,757.00)**			
MORGAN 694	**MORGAN STANLEY GOVT 8302-EDUCATIONAL MMF**						
12/1/2011	ACTUAL CASHFLOW		Money Market Mutual Fund	30,000,000.00	9474	MORGAN STANLEY INST LIQUIDITY FUN	559473
12/9/2011	ACTUAL CASHFLOW		Money Market Mutual Fund	10,000,000.00	1419	MORGAN STANLEY INST LIQUIDITY FUN	561418
12/20/2011	ACTUAL CASHFLOW		Money Market Mutual Fund	66,000,000.00	3272	MORGAN STANLEY INST LIQUIDITY FUN	563271
12/21/2011	ACTUAL CASHFLOW		Money Market Mutual Fund	(14,150,508.00)	3532	MORGAN STANLEY INST LIQUIDITY FUN	563531
12/28/2011	ACTUAL CASHFLOW		Money Market Mutual Fund	20,329,419.00	4627	MORGAN STANLEY INST LIQUIDITY FUN	564626
12/28/2011	ACTUAL CASHFLOW		Money Market Mutual Fund	(2,502,000.00)	4660	MORGAN STANLEY INST LIQUIDITY FUN	564659
12/29/2011	ACTUAL CASHFLOW		Money Market Mutual Fund	(6,427,962.00)	4972	MORGAN STANLEY INST LIQUIDITY FUN	564971
12/30/2011	ACTUAL CASHFLOW		Money Market Mutual Fund	7,000,000.00	5250	MORGAN STANLEY INST LIQUIDITY FUN	565249
		Sub Total Amount Per Account:		**110,248,949.00**			
TEMPFUND283	**BLACKROCK TEMPFUND - JWA MMF**						
12/1/2011	BANK TRANSFER		MONEY MARKET	(10,007.08)		WELLS FARGO BANK	559478
		Sub Total Amount Per Account:		**(10,007.08)**			
TEMPFUND692	**BLACKROCK TEMPFUND-COUNTY MMF**						
12/1/2011	BANK TRANSFER		MONEY MARKET	(10,112.44)		WELLS FARGO BANK	559477
		Sub Total Amount Per Account:		**(10,112.44)**			
TEMPFUND694	**BLACKROCK TEMPFUND-EDUCATIONAL MMF**						
12/1/2011	BANK TRANSFER		MONEY MARKET	(10,041.74)		WELLS FARGO BANK	559479
		Sub Total Amount Per Account:		**(10,041.74)**			

County of Orange
Treasurer-Tax Collector's Office

MONEY MARKET MUTUAL FUNDS TRANSACTIONS REPORT

For 01-Dec-2011 to 31-Dec-2011

Cashflow Date	Transaction Description	D.O. No.	Instrument	Amount	Deposit Slip Code	Counterparty	Deal No
			Total Amount :	**444,189,673.45**			

Orange County Elected Officials
Honorable Tom Daly, Clerk-Recorder
Honorable Webster J. Guillory, Assessor
Honorable Sandra Hutchens, Sheriff-Coroner
Honorable Anthony J. Rackauckas, District Attorney
Honorable David Sundstrom, Auditor-Controller
Honorable John S. Williams, Public Administrator

Treasury Oversight Committee
Honorable Bill Habermehl
Thomas G. Mauk
Honorable David Sundstrom
George Jeffries
William "Andy" Dunn

County of Orange Departments
Assessor
Auditor-Controller
Child Support Services
Clerk of the Board
Clerk-Recorder
County Counsel
County Executive Office
District Attorney
Health Care Agency
Human Resources
Internal Audit
John Wayne Airport
OC Community Resources
OC Dana Point Harbor
OC Public Works
OC Waste & Recycling
Office of Independent Review
Performance Audit
Probation
Public Administration
Public Guardian
Public Defender
Registrar of Voters
Sheriff-Coroner
Social Services Agency

County Agencies
Children & Families Commission
Civic Center Commission
Law Library
Orange County Employees Retirement System
Orange County Cemetery District
Orange County Fire Authority
Orange County Transportation Authority
Superior Court
Transportation Corridor Agencies

State of California Officials
Mark Campbell, CDIAC

Orange County School Districts
Orange County Department of Education
Anaheim City School District
Anaheim Union High School District
Brea-Olinda Unified School District
Buena Park School District
Capistrano Unified School District
Centralia School District
Cypress School District
Fountain Valley School District
Fullerton School District
Fullerton Joint Union High School District
Garden Grove Unified School District
Huntington Beach City School District
Huntington Beach Union High School District
Irvine Unified School District
Laguna Beach Unified School District
La Habra City School District
Los Alamitos Unified School District
Lowell Joint School District
Magnolia School District
Newport-Mesa Unified School District
Ocean View School District
Orange Unified School District
Placentia-Yorba Linda Unified School District
Saddleback Valley Unified School District
Santa Ana Unified School District
Savanna School District
Tustin Unified School District
Westminster School District
North Orange County CCD
Rancho-Santiago CCD
South Orange County CCD
Coast Community CCD

Voluntary Pool Participants (date approved)
Serrano County Water District (6-22-99)
City of Villa Park (10-2-01)
City of Tustin (5-21-02)
Orange County Water District (3-30-04)
Municipal Water District of OC (7-27-04)
Orange County Vector Control District (11-14-06)
Local Agency Formation Commission (10-5-10)
Villa Park Community Services Foundation (4-5-11)
Mesa Consolidated Water District (9-30-11)